



English - 2022



Credit photo: Simon DELVOYE

FURLING SYSTEMS

profurl.com



Congratulations to Yannick Bestaven & Louis Burton



Flying sail furler & stayfurler

Swivel hook



Our swivel locks, flying sail furlers and stayfurlers have proven their **RELIABILITY** et **PERFORMANCE** while competing non stop over **25.000 MILES**



SPINEX:

the next generation of asymmetrical spinnaker furlers - see page 35




SMART TOGGLE® - 4T: wireless load sensor

See page 31

TABLE OF CONTENTS

| | |
|---|-----------|
| PROFURL introduction | p 4 - 8 |
| Manual reefing systems | p 9 - 18 |
| Structural furlers PRO AM | p 19 - 22 |
| Flying sail furlers NEX | p 23 - 32 |
| Top down spinnaker furler SPINEX | p 33 - 39 |
| Furling system accessories | p 40 |
| Motorized furlers NDE2 & NDH2 | p 41 - 44 |
| Motorized flying sails furler: NEXe | p 45 - 48 |
| Stayfurler NEX STR | p 49 - 54 |
| Flying sail furlers, swivel hooks, stay furlers: NEX Hybrid | p 55 - 57 |
| Technical documents | p 58-64 |
| Contact | p 65 |



Introduction

THE BEST OF PROFURL FOR ALL OUR CUSTOMERS

In 1980 PROFURL developed its first furling system and then quickly became one of the pioneers of this technology, as well as the worldwide market leader.


Today, thanks to its over 40 years of experience in the reefing-furling market, PROFURL is still considered as one of the major market players.

Whatever your sailing program is (cruising, racing, off shore), and depending on the size of your boat or your budget, you will always find the appropriate PROFURL product to equip your yacht.

Our motto: Deliver the best of PROFURL technology to all our customers.



X-Plore expeditions - Profurl in the extreme South
Profurl products are designed and manufactured to work for you, no matter where you want to sail. Perfect for all your needs, from the toughest to the smoothest sailing!



PROFURL:

a comprehensive range of products

PROFURL systems are adapted to any kind of sailing program; off shore races, single handed races around the world, cruising...

- > Manual headsail reefing-furling systems for cruising and racing.
- > Motorized headsail systems for big boats.
- > MK4 in-boom furler: for 15 to 18m boats
- > Flying sails furlers for racing and cruising
- > Stayfurlers for racing and fast cruising



X-Yachts - XC45 - ©X-Yachts

PROFURL: a Wichard Group brand

Made in France: Profurl reefing systems are made in France, guaranteeing quality and peace of mind

The Wichard Group, a world famous French marine hardware manufacturer, took over PROFURL in 2002.

Wichard: specializes in marine hardware: blocks, stainless steel products, tiller extensions...

Product development

R&D: A high involvement

- > Our products are first developed by the R&D department based in Pornichet on the West coast of France. The systems are developed by a team of highly skilled engineers, assisted by the latest computer tools and software.
- > PROFURL products are the result of a tight collaboration between the R&D team and the world's riggers, sail makers and sailors.
- > Each part is submitted to a range of scientific tests in order to test their resistance, beyond what could actually be experienced on a yacht

A rigorous manufacturing process

- > The raw materials are carefully selected and are part of high level specifications, which are planned for extensive use of the systems.
- > The mechanical parts are machined using a controlled patented process, and using extrusions of the purest metallurgical quality. PROFURL systems are not manufactured from castings which can contain impurities causing inherent weaknesses.
- > Each part is micro-balled for a perfect surface finish and then anodised in a special green-gold process in order to assure the best protection against harsh marine environment.

Tests at sea

- > Each new product is submitted to the sea in the most extreme conditions.
- > The systems are also tested by marine industry professionals including some of the world's greatest skippers, sailmakers...

The reasons to choose a PROFURL system

- > A comprehensive range of products meeting your needs.
- > Reliable and performant systems.
- > No maintenance required.
- > A warranty on each product (e.g: 10 year warranty for the manual furling systems).
- > A complete traceability process for a better quality.
- > A professional and efficient assistance.
- > A global network of distributors.
- > Over 30 years of experience in the field.
- > Made in France



Traceability process: each Profurl product is identified by a serial number.

Satisfying our customers first



HIGH QUALITY OF PRODUCTS AND TRACEABILITY

Each system has a serial number engraved in order to trace our products throughout the unit life.

WARRANTY

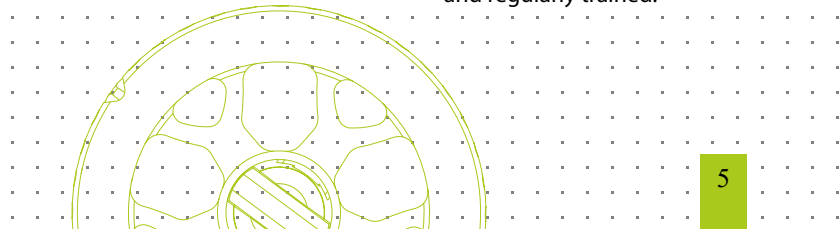
Each PROFURL product benefits from a world wide warranty: e.g. 10 year warranty for the manual headsail furlers.

ASSISTANCE

Our hotline is available to answer all your questions: product choice, special fitting...

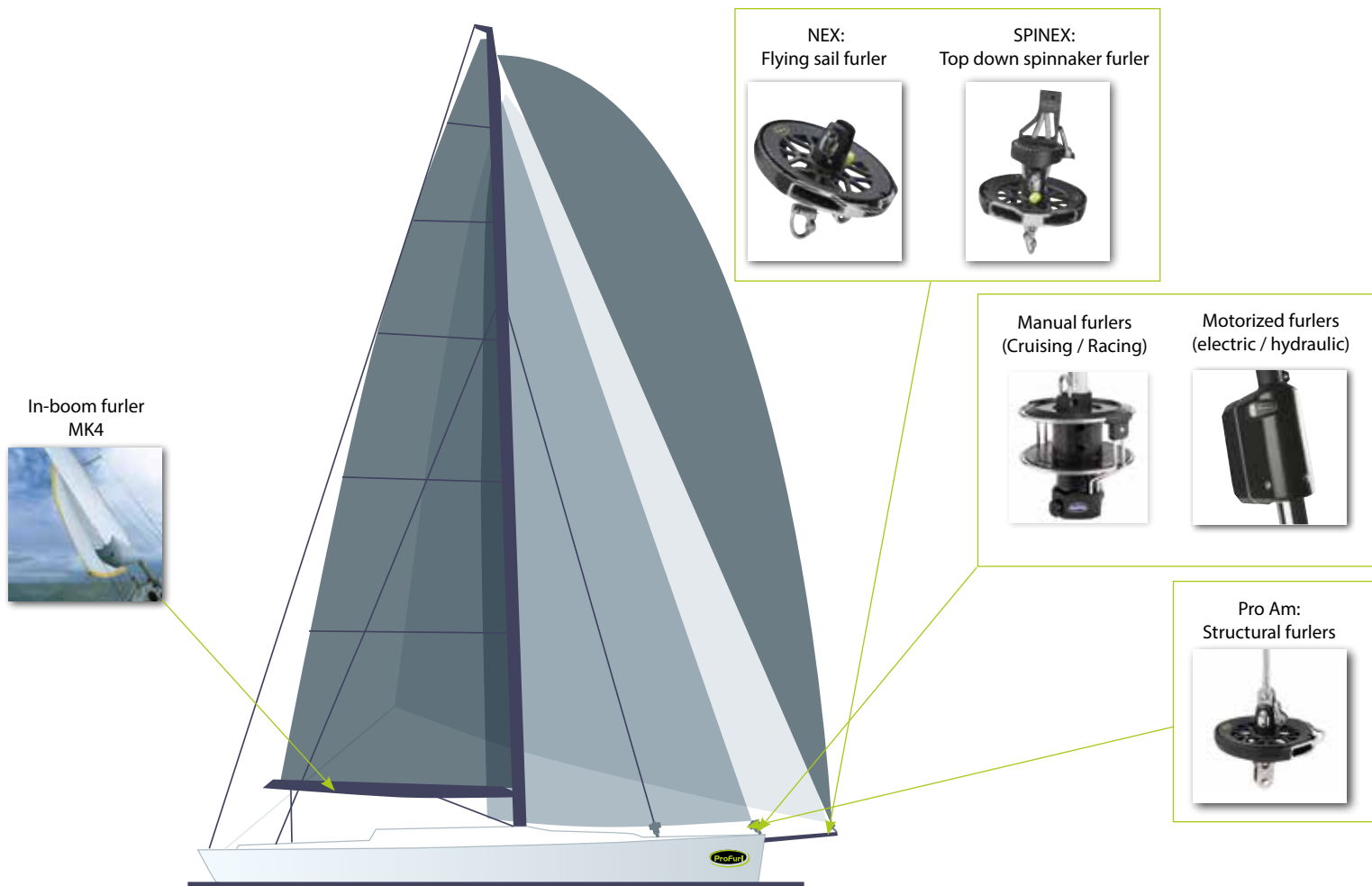
A GLOBAL NETWORK OF DISTRIBUTORS

PROFURL products are distributed in more than 50 countries all over the world through a network of professionals well qualified and regularly trained.



PROFURL PRODUCT OVERVIEW

CRUISING BOATS



| | Structural system (acts as a forestay for the mast) | Sails which can be used with this system | Partial furling of the sail | Possibility to sail with a sail fully deployed | Possibility to drop the sails | Sailing programs |
|-------------------------------------|---|---|-----------------------------|--|-------------------------------|--|
| Manual reefing systems | No | <ul style="list-style-type: none"> • Genoa • Staysail • Solent jib | Yes | Yes | Yes | <ul style="list-style-type: none"> • Cruising • Ocean racing • Long distance cruising |
| Structural furlers PRO AM | Yes | <ul style="list-style-type: none"> • Genoa • Solent jib | No | Yes | Yes | <ul style="list-style-type: none"> • Regatta / one design • Day boat |
| Motorized reefing systems | No | <ul style="list-style-type: none"> • Genoa • Staysail • Solent jib | Yes | Yes | Yes | <ul style="list-style-type: none"> • Cruising • Long distance cruising |
| Flying sail furlers NEX | No | <ul style="list-style-type: none"> • Gennaker • Code zero • Staysail • Solent jib • etc... | No | Yes | Yes | <ul style="list-style-type: none"> • Ocean racing • Offshore racing • Regatta • Cruising • Long distance cruising |
| Top down furler SPINEX | No | <ul style="list-style-type: none"> • Asymmetric spinnaker | No | Yes | Yes | <ul style="list-style-type: none"> • Cruising • Long distance cruising |

RACING BOATS



| | Structural system (acts as a forestay for the mast) | Sails which can be used with this system | Partial furling of the sail | Possibility to sail with a sail fully deployed | Possibility to drop the sails | Sailing programs |
|--|---|---|-----------------------------|--|-------------------------------|--|
| Flying sail furlers NEX HYBRID Swivel Hooks | No | <ul style="list-style-type: none"> • Gennaker • Code zero • Sails with hooks | No | Yes | Yes | <ul style="list-style-type: none"> • Ocean racing • Maxi-yachts |
| Flying sail furlers NEX | No | <ul style="list-style-type: none"> • Gennaker • Code zero • Staysail • Solent jib• etc... | No | Yes | Yes | <ul style="list-style-type: none"> • Ocean racing • Offshore racing • Regatta • Cruising • Long distance cruising |
| Stayfurlers NEX STR | Yes | <ul style="list-style-type: none"> • Genoa • Staysail • Solent jib | No | Yes | No | <ul style="list-style-type: none"> • Ocean racing • Offshore racing • Regatta / one design • Day boat |

Introduction



103' multihull Idec Sport



Class 40 - Crédit Mutuel



IMOCA 60 équipés Profurl

Profurl: a major player in ocean racing

Since the 1980s Profurl has been an integral part of regattas and offshore racing history. Boc Challenge, Vendée Globe, Route du Rhum, circumnavigation records, mini transat and more recently the America's Cup... Profurl has stood shoulder to shoulder with skippers and equipped all kinds of racing boats from mini 6.50 to 40 m maxi trimarans.

Our unequalled references

- > 2005: World record of Francis Joyon on the multihull Idec (72 days).
 - > 2006: Transpacific record on Geronimo with Olivier de Kersauzon.
 - > 2006: 1st rank Route du Rhum - Roland Jourdain on Sill & Véoïa (Open 60')
 - > 2008: Round the world, non stop, singlehanded record - Francis Joyon on Idec
 - > 2010: Route du Rhum: 1st rank: Groupama 3 multihull
 - > 2012: 24H solo record: F Joyon / Idec
 - > 2013: Single-handed North Atlantic Record: F Joyon / IDEC
 - > 2014: Route du Rhum: 1st rank: Banque Populaire 7
2nd rank: Spindrift 2
 - > 2015: Transat Jacques Vabre:
1st rank: Vincent Riou on PRB
2nd rank: Armel Le Cléac'h on Banque Populaire 8
 - > 2016 / 2017:
 - > Victory in the Vendée Globe Race
 - > The Jules Verne Trophy: the IDEC Maxi Trimaran – F Joyon, breaking the record in 40 days
 - > 2018: Route du Rhum
1st rank: Francis Joyon / Idec Sport
 - > 2019: Transat Jacques Vabre:
Class 40: 1st rank: Crédit Mutuel - Lipinski
IMOCA: 2nd rank: PRB - Escoffier
- > **2020/2021:**
Victory at the Vendée Globe: Yannick Bestaven on Maître Coq
3rd place at the Vendée Globe: Louis Burton on Bureau Vallée II



**MANUAL REEFING SYSTEMS
CRUISING, RACING &
BELOW THE DECK MODELS**

Manual reefing systems



THE STANDARD-BEARER FOR MANUAL FURLING SYSTEMS

Since the 1980's, Profurl manual furling systems have been designed according to two core principles:

RELIABILITY AND SAFETY

Whatever you're doing at sea, Profurl furling systems ensure smooth sailing under any conditions.

Do you need a furler that can handle severe weather and heavy loads? Thanks to their specially designed mechanisms, Profurl furling systems are the only systems on the market to offer truly reliable furling under severe loads ensuring your safety.

Are you looking for reliability? Profurl furling systems are designed to cover tens of thousands of miles without any specific maintenance. To prove their reliability, a ten-year international guarantee is provided with every model.

Maybe you're in search of extra performance? The weight of the Profurl system has been trimmed down to the minimum. Our Racing range will also improve your craft's overall performance.



Why choose a Profurl furling system?

- > A wide range of PROFURL furling systems for **all sailing applications**.
- > The bearings are maintained in a waterproof grease bath and require **zero maintenance**.
- > **Cruising models** for boats from 5 to 26m, with colourless anodised round reefing foils.
- > **Regatta models** for boats from 6 to 20m, with black anodised oval reefing foils.
- > **A wide range of installation options** to adapt to the deck of your craft
- > Minimised weight.
- > **Guaranteed longevity with corrosion protection** (anodization, insulation)
- > **An international 10-year guarantee.**

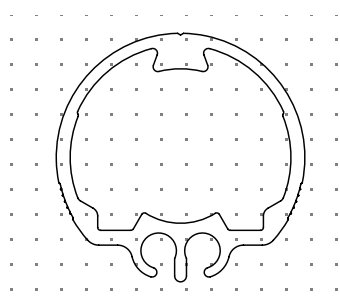


A brand-new design that's better for the environment



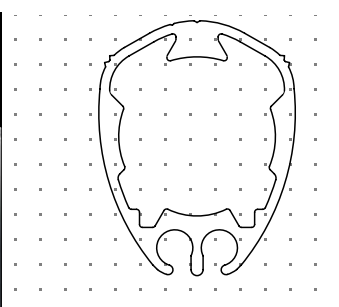
Profurl furling systems have recently received a design upgrade, abandoning their traditional green anodization for black. This new treatment provides the same level of corrosion protection. It's also better for the environment.

Two ranges of headsail manual furlers



CRUISING SYSTEMS

With 9 models, the Cruising range offers robustness and safety. They are dedicated to boats from 5 to 26 m. They integrate innovations like the double cage arms and the new feeder design. The Cruising models are equipped with silver anodised extrusions.



RACING SYSTEMS

The Racing systems bring performance and ease of use thanks to innovations like the opening pre-feeder delivered as standard. They are dedicated to boats from 6 to 20 m and have been especially designed for the racing-cruising sailors. They are equipped with black aerofoil extrusions.

Manual reefing systems

System components

Swivel:

- Ball bearings sealed in a grease bath.
- Two watertight double lips seals to prevent foreign bodies from entering (water, salt, dust...).

Extrusions:

- Aluminium extrusions (Cruising: round silver anodised / Racing: aerofoil black anodised).
- Light weight specialised alloy.
- Optimum torque resistance.

Drum mechanism:

- Withstands tremendous impact.
- Double cage arms prevent the furling line from jumping off the drum.
- Removable: the headsail can be hoisted and set as per a racing foil.
- The drum mechanism contains a maintenance free ball bearings system.

Wrapstop:

Fixed at the top of the stay, it radically prevents the halyard from wrapping around the stay, and reduces potential halyard chafe.

Feeder (except C290):

- Stainless steel (316L).
- No fitting tool, attachment is made with a Velcro webbing.
- Option: opening pre-feeder from Wichard.

Locking devices:

- Standard ones for Cruising and Racing models with short link plates
- Stainless steel locking devices with insulated bushes (recommended for boats with high/intensive use). Also mandatory in case of closed to deck fitting.
- The locking devices are available for standard, medium and long link plates attachment configurations.



Profurl furling systems: the last word in reliability and longevity

Only Profurl technology offers optimal reliability and longevity. Profurl mechanisms are designed to use special bearings which can furl sails under any conditions.

They are fully waterproof, protecting them from corrosion and contamination for maximum longevity.



High performance systems...

- > The extrusions are made lighter and stronger thanks to a special alloy (6106).
- > The ball bearings have an optimized weight / resistance ratio.
- > The Wichard opening pre-feeder is delivered as standard on Racing models to hoist the sail faster.



...reliable and maintenance free

- > The ball bearings are made of high strength 100 C6 carbon steel and are sealed in a grease bath to increase their working load and prevent corrosion.
- > Watertightness is achieved by the use of two double lip seals preventing foreign bodies (salt, sand, dust, water) from entering the bearing mechanism.
- > The not deformable plastic drums withstand impact (e.g. anchor bump, collision) and are resistant to UV.



Ease of use

PROFURL manual furling systems have been designed to ease operations:

- > The standard feeder enables to easily hoist the sail by only one crew member.
- > The optional opening pre-feeder, manufactured by Wichard, smoothly guides the sail's luff tape into the extrusions, whilst rapidly hoisting the sail. When re-hoisting it, the pre-feeder can be reattached to the luff tape without removing the headsail from the extrusion.



Safety of use

- > Double cage arms (exclusive to PROFURL) prevent the furling line from jumping off the drum and allow the furling line to re-align onto the drum by simply pulling on the line.
- > Stainless steel locking devices are dedicated to boats with a closed to deck fitting.
- > On the C480, C520, C530 and R480 models, special locking devices have been designed to withstand the higher loads.



Reliability of materials

PROFURL rigorously selects the materials to be used for the manufacturing of the different components: these parts are submitted to bench-tests in order to assess their resistance.

- > Ball bearings are made of high strength 100 C6 carbon steel.
- > Drums are made of high impact plastic.
- > Extrusions use a special alloy (6106) and offer one of the best weight / resistance ratios.
- > The feeder and the opening pre-feeder are made of stainless steel (316L), except for C290.

Manual reefing systems

DECK ATTACHMENT CONFIGURATIONS


PROFURL furling systems can be adapted to your boat's configuration, not vice versa. PROFURL offers a wide range of fittings, a description of each fitting configuration is listed below:



Long link plates fitting




1 Standard fitting with short link plates




2 Long link plates fitting



3 Close to the deck fitting with stainless steel lockers



4 Fitting with turnbuckle cylinder



5 Below the deck fitting

What kind of fitting for my furling system?

1

STANDARD FITTING WITH SHORT LINK PLATES

Type of locking devices: standard and threaded pin for a stay eye fitting

- ⊕ Raise the drum mechanism in order to clear the deck in case of obstacles (bow roller etc.).
- ⊕ Fitting with adjustment plates is also possible

2

FITTING WITH LONG LINK PLATES

Type of locking devices: standard

- ⊕ The drum can be lifted to avoid interference with the anchor and to reduce the sail chafe on the lifelines.
- ⊕ The forestay length is still adjustable.

3

FITTING CLOSE TO THE DECK

Type of locking devices: stainless steel and smooth pin

- ⊕ Increase the luff length

4

FITTING WITH A TURNBUCKLE CYLINDER

The rigging screw goes into the turnbuckle cylinder.

- ⊕ The furler can be fitted lower to the deck.
- ⊕ It is also possible to use a combination of a turnbuckle cylinder and long link plates.

5

BELOW THE DECK FITTING

⊕ An aesthetic solution chosen by some boatbuilders (Bénéteau, X-Yacht). Please contact us for more information.

- ⊕ Adjustable tack fitting

C260: THE FURLING SYSTEMS FOR LIGHT BOATS

Especially designed for boats from 5 to 7 m, the C260 model is a self-contained halyard furling system. Cost-effective, easy to install on the existing forestay, the C260 does not require any maintenance.

> The self-contained halyard system

On light sail boats - especially fractionally rigged - it is usually difficult to obtain a tight forestay. The C260 with its self-contained halyard helps to minimise forestay sag by reducing mast compression created by a combination of loads from the halyard and sail.

> Ease of installation

The C260 does not require a specialised attachment to the forestay stem head, it is simply attached to the lower swage terminal of the forestay (eye and holes plates or turnbuckle).

For boats transported and stored on a trailer, the C260 can be separated in two sections reducing the risk of damage while in transit.

> Ease of use

The self-contained halyard passes over a sheave box fitted into the top of the extrusion and returns down to a sheave and cam cleat. Once the sail is hoisted and tensioned, the remaining length of the halyard is used as a furling line.



Manual reefing systems



CRUISING MODELS

- > Large range of 10 models for boats from 5 to 26 m.
 - > Round and silver anodised profile.
 - > Several fitting possibilities: adjustment plates, long link plates, turnbuckle cylinder, below the deck fitting, stainless steel locking devices
 - > Additional option: opening pre-feeder, stainless steel locking devices
 - > 10 year world wide limited warranty.
 - > **New:** the C290, C320, C350, C420 and C520 models can hold an increased forestay diameter.
- For example: for an 8mm forestay, you can choose a C320 instead of a C350. If using a swageless eye, you must take both the maximum sail surface area and the drum capacity into consideration.

How to choose my furling system?

To correctly select your own furling system, refer to the following steps:

- Step 1: Define your sailing program: cruising or racing-cruising.
- Step 2: Measure accurately the diameter of the forestay (see table below).
- Step 3: Choose one of the fitting systems described on page 14.

| | | Boat length (meter) & max sail area | | | | | | | | | | |
|-------|-------------------|-------------------------------------|------------------|------------------|----|------------------|------------------|-------------------|-------------------|-------------------|-------------------|-----|
| Model | max forestay Ø mm | 5 - 7 | 7 - 9 | 9.50 | 10 | 11 | 12 | 13 | 14 | 16 | 18 | 26+ |
| C260 | 5 | 15M ² | | | | | | | | | | |
| C290 | 6.35 / 7* | | 30M ² | | | | | | | | | |
| C320 | 7 / 8* | | | 40M ² | | | | | | | | |
| C350 | 8 / 10* | | | | | 55M ² | | | | | | |
| C420 | 10 / 12.7* | | | | | | 80M ² | | | | | |
| C430 | 12.7 | | | | | | | 100M ² | | | | |
| C480 | 14.3 | | | | | | | | 120M ² | | | |
| C520 | 16 / 19* | | | | | | | | | 140M ² | | |
| C530 | 19 | | | | | | | | | | 220M ² | |

| Cruising range | C260 | C290 | C320 | C350 | C420 | C430 | C480 | C520 | C530 |
|---------------------------------|------------------------|--|----------------------|-------------------|----------|--------|-------|----------|-------|
| | Self-contained halyard | Halyard swivel systems | | | | | | | |
| Max forestay Ø (mm) | 5 | 6,35 / 7* | 7 / 8* | 8 / 10* | 10/12.7* | 12,7 | 14,3 | 16 / 19* | 19 |
| Equivalent in # rod | - | # 10 | # 12 | # 17 | # 22 | # 40 | # 48 | # 60 | # 76 |
| Clevis pin Ø (mm) | - | 8-10-12-14-16 | 10-12-14-16-19-22-25 | 16-18-19-22-25-28 | | | | | |
| Furling standard length (m) | 8,50 | 8 | 10 | 12 | 16 | 18 | 18 | 20 | 22 |
| Extrusion length (m) | | 2 | | | | | | | |
| Weight / meter (Kg) | 0,408 | 0,557 | 0,661 | 0,728 | 0,933 | 0,933 | 1,200 | 1,460 | 1,460 |
| Removable drum | No | No | | | | Yes | | | |
| Feeder | No | No | | | | Yes | | | |
| Double luff groove | Yes | No | | | | Yes | | | |
| Luff line Ø (mm) | 6 | | | 5 | | | | 6 | |
| Luff rope pre-feeder | No | | | | | Option | | | |
| Long link plates | No | | | | | Option | | | |
| Turnbuckle cylinder | No | Yes | | | | Option | | | |
| Stainless steel locking devices | No | Option: all models but C430 model - Specific locking devices: C480, C520, C530 | | | | | | | |
| Warranty | | 10 year world wide warranty | | | | | | | |

*If using a swageless eye, you must take both the maximum sail surface area and the drum capacity into consideration.

RACING MODELS

- > Range of 5 models for boats from 6 to 20 m.
- > Black anodised aerofoil profile.
- > Several fittings: adjustment plates, long link plates, turnbuckle cylinder, below the deck fitting, stainless steel locking devices
- > Options: stainless steel locking devices, turnbuckle cylinder
- > 10 year world wide limited warranty.



How to choose my furling system?

To correctly select your own furling system, refer to the following steps:

- Step 1: Define your sailing program: cruising or racing-cruising.
- Step 2: Measure accurately the diameter of the forestay (see table below).
- Step 3: Choose one of the fitting systems described on page 14.

| | | Boat length (meter) & max sail area | | | | | | | | | | |
|-------|-------------------|-------------------------------------|---|---|------------------|----|------------------|------------------|----|----|-------------------|----|
| Model | Max forestay Ø mm | 6 | 7 | 8 | 9 | 10 | 11 | 12 | 13 | 14 | 16 | 19 |
| R250 | 6.35 | 30M ² | | | | | | | | | | |
| R350 | 8 | | | | 45M ² | | | | | | | |
| R420 | 10 | | | | | | 70M ² | | | | | |
| R430 | 11.1 | | | | | | | 90M ² | | | | |
| R480 | 12.7 / 14* | | | | | | | | | | 100M ² | |

| Racing range | R250 | R350 | R420 | R430 | R480 |
|---------------------------------|--|-------|----------------------|-------|-------------------|
| | Halyard swivel systems | | | | |
| Max. forestay Ø (mm) | 6,35 | 8 | 10 | 11.1 | 12.7 / 14* |
| Equivalent in # rod | # 10 | # 17 | # 22 | # 30 | # 40 |
| Clevis pin Ø (mm) | 8-10-12-14-16 | | 10-12-14-16-19-22-25 | | 16-18-19-22-25-28 |
| Furling standard length (m) | 8 | 12 | 14 | 16 | 18 |
| Extrusion length (m) | 2 | 2 | 2 | 2 | 2 |
| Weight / meter Kg | 0,383 | 0,638 | 0,835 | 0,835 | 1,200 |
| Removable drum | | | Yes | | |
| Feeder | | | Yes | | |
| Opening pre-feeder | | | Yes | | |
| Double luff groove | | | Yes | | |
| Luff line Ø (mm) | 5 mm | | | | 6 mm |
| Long link plates | | | Option | | |
| Turnbuckle cylinder | | | Option | | |
| Stainless steel locking devices | Option for all models but R430 model - For R480 specific locking devices | | | | |
| Warranty | 10 year world wide warranty | | | | |

*If using a swageless eye, you must take both the maximum sail surface area and the drum capacity into consideration.

THE SPECIAL R250 FOR J80:

The R250 is the official furling system for the J80 class.

It is available as a complete version or as a kit (to be mounted on Harken extrusions).

The specific swivel system uses ceramic bearings, allowing you to furl the genoa even faster.



Manual reefing systems



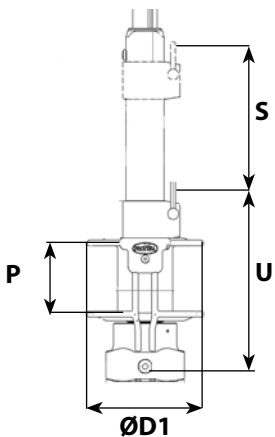
BELOW THE DECK MODELS

- > For Cruising models from C290 to C430 and Racing models from R250 to R480
- > Adjustable tack point above the deck
- > Aesthetic solution enabling easier operations with anchor
- > Optimized luff and thus better boat performances
- > 10 year world wide warranty



© photo X Yachts

| Below the deck fitting | C290 | C320SP | C350SP | C420SP | C430SP | R250SP | R350SP | R420SP | R430SP | R480SP |
|--|--|-------------------|----------------------|-------------------|--------------------|------------------------------------|-------------------|----------------------|-------------------|--------------------|
| Model | Cruising model - round & silver profil | | | | | Racing model - oval & black profil | | | | |
| Max sail area | 30 m ² | 40 m ² | 55 m ² | 80 m ² | 100 m ² | 30 m ² | 45 m ² | 70 m ² | 90 m ² | 100 m ² |
| Max. forestay Ø (mm) | 6,35 | 7 | 8 | 10 | 12,7 | 6,35 | 8 | 10 | 11,1 | 12 |
| Equivalent in # rod | # 10 | # 12 | # 17 | # 22 | # 40 | # 10 | # 17 | # 22 | # 30 | # 40 |
| Clevis pin Ø (mm) | 8/10/12/14/16 | | 10/12/14/16/19/22/25 | | | 8/10/12/14/16 | | 10/12/14/16/19/22/25 | | 16/19/22 / 25/28 |
| Furling standard length (m) | 10 | 12 | 14 | 16 | 18 | 8 | 12 | 14 | 16 | 18 |
| Extrusion length (m) | 2 m | | | | | | | | | |
| Weight / meter Kg | 0,557 | 0,661 | 0,728 | 0,933 | 0,933 | 0,383 | 0,638 | 0,835 | 0,835 | 1.200 |
| Removable drum | No | | | | | | | | | |
| Feeder | No | Yes | | | | | | | | |
| Opening prefeeder | Option | | | | | Yes | | | | |
| Double luff groove | No | Yes | | | | | | | | |
| Luff line Ø (mm) | 5 | | | | | | | | | 6 |
| Long link plates | Option | | | | | | | | | |
| Turnbuckle cylinder | Yes | | | | | | | | | |
| Stainless steel locking devices | Option for all models but C430SP and R430SP models - Specific locking devices for R480 model | | | | | | | | | |
| Warranty | 10 year world wide warranty | | | | | | | | | |



| BELOW THE DECK: DIMENSIONS (MM) | | | | | | | | | | |
|---------------------------------|------|--------|--------|--------|--------|--------|--------|--------|--------|--------|
| | C290 | C320SP | C350SP | C420SP | C430SP | R250SP | R350SP | R420SP | R430SP | R480SP |
| P | 150 | 190 | 190 | 190 | 190 | 150 | 190 | 190 | 190 | 250 |
| S | 170 | 250 | 300 | 300 | 300 | 170 | 250 | 300 | 300 | 690 |
| U | 213 | 265 | 265 | 265 | 265 | 210 | 265 | 265 | 265 | 342 |
| ØD1 | 140 | 192 | 222 | 242 | 242 | 140 | 192 | 242 | 242 | 276 |



PRO AM
STRUCTURAL FURLERS

PRO AM STRUCTURAL FURLERS



PRO AM STRUCTURAL FURLERS

With new spools and new swivels, the PRO AM range is getting bigger and better with the new range of NEX flying sail furlers housing mechanisms. PRO AM is a new generation of structural furlers for 5 to 9.5 metre boats designed for “all or nothing” sailing (with sails fully unfurled). The sail is hoisted and hauled thanks to a second swivel called a “halyard swivel”. PRO AM also allows you to strike the sail for wintering, maintenance or just for storage after use.

3 sizes available for 5, 6 and 7 mm diameter stays.

Why choosing PRO AM?

- > The ideal system for Day Boats and Sports Boats
- > Light and easy to handle
- > Sail can be hoisted and lowered
- > Possibility to remove easily the halyard swivel only.
- > Quick fitting and removal for trailer boats
- > Profurl system: maintenance-free components mounted in a sealed grease bath.
- > Three-year Profurl worldwide limited warranty.



What's the difference between PRO AM and a classic furler?

Structural

- > The stay fastens directly on the spool and the swivel, so PRO AM supports the mast.

All or nothing sailing

- > Because it is a structural element, PRO AM allows you to sail with the sail fully unfurled or fully furled. A classic furler with extrusions allows you to sail partially furled.

Efficient

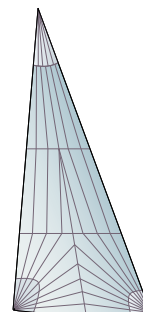
- > The PRO AM halyard swivel is fitted with ball bearings to ensure excellent rotation even under heavy loads.
- > PRO AM has light and compact components (spool and swivel) and textile fastening systems on the halyard swivel. With no extrusions to increase windage, the sail enjoys superior performance.

PRO AM applications

- > Day boats
- > Sports boats
- > One designs and class boats (J80, Surprise, Dragon...)

Sail types

- > Jib, solent mounted on snap hook or sleeve



PRO AM: how does it work?

- 1 Unlike a classic furler, the PRO AM has a halyard swivel (or tensioning swivel) which allows you to hoist and lower the sail.
- 2 Attachment of the halyard on the halyard swivel
- 3 The halyard clew of the sail is fastened to the Wichard soft shackle.
- 4 The head swivel allows the cable to rotate and thus furl the sail.
- 5 The tack of the sail is fastened to the Wichard shackle.
- 6 The stay (5, 6 or 7 mm single strand) is fastened to the drum and the swivel at the head
- 7 The stainless steel toggles are fitted to the boat's deck and mast.



Performance

S-GRIP: Better line grip

The special groove design, allowing for deformation of the line, ensures:

- better line grip, even when wet!
- easier furling
- minimum line wear



OPTIMAL FURLING: Furl without effort

The optimal spool diameter provides ideal torque, which:

- makes furling easier
- reduces effort



XTRA-LIGHT SYSTEMS: Lightness first

The size and weight of each component (spool, swivel, and terminals) have been optimised to:


- improve sailing performance
- ensure easier handling of the systems



Safety

SAFE SYSTEM enables you to stop the running of the furling line during deployment of sail and thus:

- prevent accidents or damage caused by a free running line.
- manoeuvre more quickly and easily
- prevent excessive wear of the line



PRO AM

STRUCTURAL FURLERS

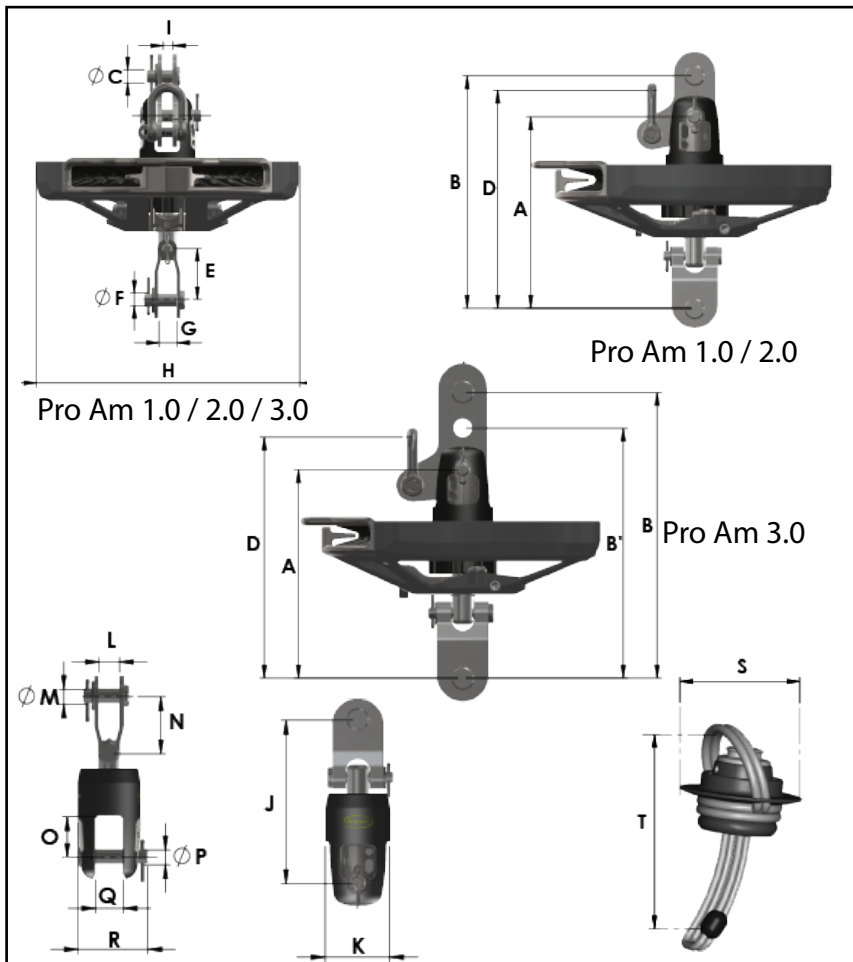
CHOOSE YOUR PRO AM FOR BOATS FROM 5 TO 12M:

| | PRO AM 1.0 | PRO AM 2.0 | PRO AM 3.0 |
|------------------------------------|---------------|-----------------|----------------|
| Boat length | from 5 to 7 m | from 7 to 9,5 m | from 9 to 12 m |
| Forestay diameter | 5 mm | 6 mm | 7 mm |
| System working load* | 1000 Kg | 1500 Kg | 2000 Kg |
| Halyard swivel working load | 600 Kg | 600 Kg | 600 Kg |
| Spool diameter | 150 mm | 150 mm | 150 mm |
| Pin toggle diameter | 8 mm | 10 mm | 12 mm |
| Pin eye diameter | 8 mm | 10 mm | 12 mm |



*: The spool and swivel working loads take into consideration the stainless steel cable breaking loads used as a forestay.

Technical data: ProAm



| Technical data: spool | PRO AM 1.0 | PRO AM 2.0 | PRO AM 3.0 |
|--------------------------------|------------|------------|---------------|
| A mm | 112 | 136.5 | 142.5 |
| B / B' | 136 | 166.5 | 171.5 / 196.5 |
| C mm | 8 | 10 | 12 |
| D mm | 126 | 156.5 | 163.5 |
| E mm | 31 | 39,5 | 45,5 |
| F mm | 8 | 10 | 12 |
| G mm | 11 | 14 | 15 |
| H mm | 160 | 160 | 160 |
| I mm | 6 | 10 | 10 |
| Ø spool : mm | 150 | 150 | 150 |
| Ø furling line mm | Ø8 | Ø8 | Ø8 |
| Weight: spool (only) Kg | 0.700 | 0.960 | 1,100 |

| Swivel | PRO AM 1.0 | PRO AM 2.0 | PRO AM 3.0 |
|--|------------|------------|------------|
| J mm | 87,2 | 107,8 | 113,8 |
| K mm | 34 | 42 | 42 |
| L mm | 11 | 14 | 15 |
| Ø M mm | 8 | 10 | 12 |
| N mm | 31 | 39,5 | 45,5 |
| O mm | 22 | 26 | 26 |
| Ø P mm | 8 | 10 | 12 |
| Q mm | 15 | 18 | 18 |
| R mm | 38 | 46,5 | 46,5 |
| Swivel weight Kg | 0.200 | 0.390 | 0.460 |
| Halyard swivel | | | |
| L mm | 70 | 70 | 70 |
| M mm | 129 | 129 | 129 |
| Halyard swivel weight (only) Kg | 0,150 | 0,150 | 0.150 |



NEX

GENERATION
FLYING SAILS FURLER

NEX

Flying sail furlers

NEX, THE NEW GENERATION FURLER

The new version of the Nex furler is now available with many innovations and technological improvements. These innovations, resulting from our expertise gained since the launch of the first version of the NEX in 2010 will bring you even more performance, safety and comfort when sailing.

Its range of 7 models covers all sizes of sails (up to 350m²) and enables it to equip boats of more than 80'.

Why choose a NEX furler?

- **Performance:** Speed of furling, weight and optimized footprint
- **Comfort and safety** during furling/unfurling operations FurlAssist (pawl function), ease of furling
- **Ease of use:** easy installation, fast and intuitive sail trimming
- **Reliable,** proven and maintenance-free technology
- **Wide range of end fittings** for better adaptation to your deck layout
- **Product with modern design**
- **3-year international warranty**

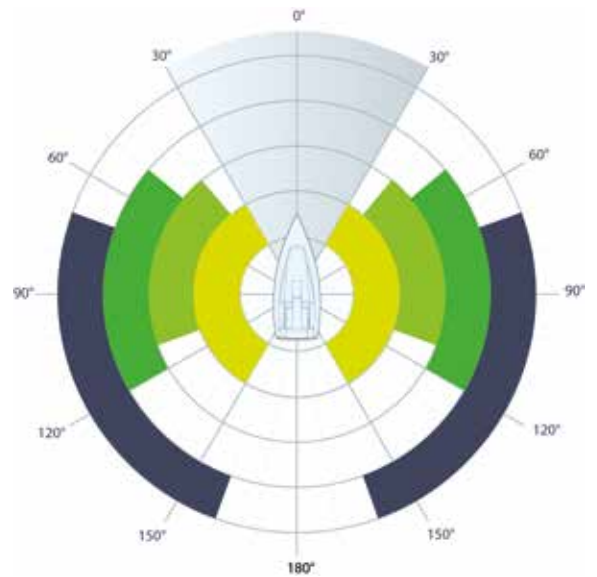
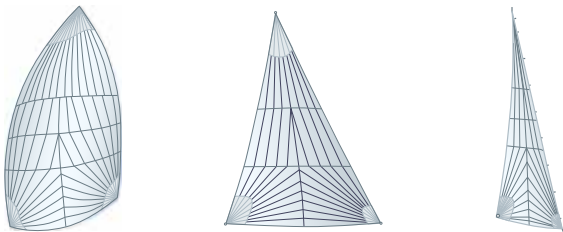


What types of sails?

NEX furlers are intended for flying light wind or heavy sails. Developed in partnership with the largest sailmakers, the NEX furlers allow you to get the best out of your sails while handling them easily and safely

↘ **Light sails:**
Gennaker, Code 0, Screacher, light genoa

↘ **Heavy sails:**
• Solent, stay sail



NEX furlers: the reference in the racing world:

Since their launch in 2010, NEX furlers have often been in the lead in offshore races and have been chosen to equip the most efficient yachts:

- IMOCA,
- Class 40,
- Ultim,
- Multi 50,
- M32,
- Mini 6.50
- Etc...



NEX

Flying sail furlers

SAFETY

SAFE SYSTEM : Removable line

Already present on the 1st generation of NEX, the SAFE SYSTEM enables you to stop the furling line running during sail deployment and therefore helps:

- prevent accidents or damage caused by a free running line.
- manoeuvre more quickly and easily
- prevent excessive wear of the line



NEW TERMINALS:

- Swivel eye
- Compact halyard block
- Solid sheave

See pages 30 and 31

PERFORMANCE

OPTIMUM FURLING : Furl quickly and without effort

A real technological improvement, Nex drums are the widest on the market and provide:

- Fast furling speed
- Comfortable furling needing less effort during manoeuvres. A real advantage with small crews



XTRA-LITE SYSTEMS : Continuously striving for lightness

The general design and the choice of materials enable us to offer systems that are ever lighter for:

- Improved performance of the boat
- Ease of use of the systems during manoeuvres



S-GRIP : Better line grip

The specific design of the drum groove provides:

- Better rope grip
- Easier sail furling without skidding
- Limited rope wear



NEW :
Anti-shock housing for
better protection and longer life



EASY TO USE

I-CONNECT : **Quick fit sailing system**

Available on swivel shackle and drum mechanisms, I-Connect offers:

- Quick opening and closing of the pin by pulling on the ball (regardless of the direction of the force)
- Excellent grip (even with gloves)
- A simple new mechanism without jamming - easy to dismantle



QUICK FIT : **Line Fitting**

Already present on the 1st NEX, Quick Fit makes fitting and removing a spliced line quick and easy:

- Quick Installation
- Possibility of splicing to length
- Possibility of leaving the line in position
- Possibility of using the same line for several systems



TUNE & LOCK : **Easy fitting and adjustment**

Installation and adjustment of the housing is made simple with a single screw:

- Precise adjustment of the housing according to the orientation of the line
- Decreases the friction of the line on the housing
- Automatic height adjustment of the housing



INNOVATION!

FURLASSIST: **INTUITIVE AND SAFE ASSISTANCE** **FOR FURLING**

A MAJOR INNOVATION of this new Nex range, the FURLASSIST ratchet function is a real plus for your manoeuvres allowing::

- Better control of furling avoiding accidental unfurling of the sail
- Reliable furling due to the permanent engagement of the pawl
- Safety: it only unlocks when hauling in the line fast
- Simplicity: operates in both directions and without additional line
- Easy installation and removal (2 screws)

NEX


Flying sail furlers



SELECTION TABLE

| | NEX 0.9 | NEX 1.5 | NEX 2.5 | NEX 4.0 | NEX 6.5 | NEX 8.0 | NEX 12.0 |
|--|-------------------------------|-------------------------|-------------------------|-------------------------|----------------------|--------------------|--------------------|
| Light sail area (i.e gennaker)* | 35m ² | 60 m ² | 80 m ² | 140 m ² | 220 m ² | 300 m ² | 450 m ² |
| Stormsail area* | | 20 m ² | 30 m ² | 45 m ² | 65 m ² | | |
| Option : Ratchet feature FurlAssist | ✓ | ✓ | ✓ | ✓ | ✓ | ✓ | ✓ |
| Working Load** | 900 Kg | 1500 Kg | 2500 Kg | 4000 Kg | 6500 Kg | 8000 Kg | 12.000 Kg |
| Spool diameter | 120 mm | 150 mm | 180 mm | 220 mm | 220 mm | 250 mm | 250 mm |
| Standard lower terminal | Clevis pin snap shackle | Clevis pin snap shackle | Clevis pin snap shackle | Clevis pin snap shackle | Trigger snap shackle | - | - |
| Standard upper terminal | Swivel eye | D shackle | D shackle | D shackle | D shackle | - | - |
| Examples for a monohull | Mini 6.50 - Cruising boat 27' | Cruising boat 32' | Cruising boat 42' | Cruising boat 50' | Cruising boat 55' | Cruising boat 60' | Cruising boat +65' |

List of terminals and options available



| Description | D shackle | Eye | Halyard block | MXEvo: halyard shackle |
|------------------------|---|---|---|--|
| Benefits | <ul style="list-style-type: none"> • Wichard forged shackle in High resistance stainless steel | <ul style="list-style-type: none"> • Compact • Prevents the rope wear • Perfect for lashings | <ul style="list-style-type: none"> • 2/1 halyard • No loop - no twist • Compact • Dismantable • With balls + bearing | <ul style="list-style-type: none"> • 2/1 halyard • Becket for 3/1 purchase • Heavy load • Compact • Stainless steel • Rope dia: 8 to 14 mm |
| Upper terminals | As standard on all models but NEX 0.9 - NEX 8.0 - NEX 12.0 | <ul style="list-style-type: none"> • As standard: NEX0.9, • Option: all models | <ul style="list-style-type: none"> • Option for all models (not available for NEX 0.9 & NEX1.5) | <ul style="list-style-type: none"> • Option for all models (not available for NEX 6.5 - NEX 8.0 - NEX 12.0) |
| Lower terminals | X | Option: all models | <ul style="list-style-type: none"> • Option for all models (not available for NEX 0.9 & NEX1.5) | <ul style="list-style-type: none"> • Option for all models (not available for NEX 6.5 - NEX 8.0 - NEX 12.0) |

*: The values shown in the table are for information only and should be verified by a professional taking into account the characteristics of the boat.







** The working loads shown are the maximum working loads of the mechanisms only and are not the loads of the complete system when terminals are included. The product should not be used above these working loads in any circumstances.

Profurl + points: Proven and unique technology

- Performance even under high loads
- Reliability and longevity of the mechanisms



NEX furlers and manual furlers share the Profurl technology that has created the reputation of the brand: Profurl mechanisms are the only ones to use bearings made from very hard **100C6 carbon steel** which allow furling even under high loads (no crushing of the balls). The mechanism is mounted in a waterproof grease bath and is protected from external aggressions (salt, sand, etc.) and does not require any maintenance.


| | | | |
|---|---|---|--|
|  |  For NEX 6.5  For NEX 8.0  |  |  |
| <p>Clevis pin snap shackle</p> | <p>Trigger snap shackle</p> | <p>Solid sheave</p> | <p>Swivel hook</p> |
| <ul style="list-style-type: none"> • Wichard forged snap shackle • Ergonomic ball for quick opening | <ul style="list-style-type: none"> • Wichard snap shackle • Quick opening • Compact | <ul style="list-style-type: none"> • With becket • Quick opening • 3/1 purchase • Stainless steel | <ul style="list-style-type: none"> • Weight savings • Compact • Ease of installation (no drilling) • Reduce mast compression |
| <p>X</p> | <p>X</p> | <p>X</p> | <p>NEX4.0, NEX 6.5 and NEX8.0</p> |
| <ul style="list-style-type: none"> • As standard on all models from NEX 0.9 to NEX4.0 | <ul style="list-style-type: none"> • As standard: NEX 6.5 • Option: NEX 8.0 | <p>Option: from NEX1.5 to NEX12.0</p> | <p>X</p> |

NEX

Flying sail furlers

ACCESSORIES

- **SWIVEL TACK POINT FOR SPINNAKER :**
Spinnaker tack: available for Nex 4.0, 6.5 and 8.0, spinnaker tacks connect to the drum and allow you to furl asymmetric spinnakers top down.
- **STAINLESS STEEL AND ALUMINIUM THIMBLES**
Available in stainless steel or aluminium, their form facilitates the positioning of the sail in the mechanism forks. Their cut-outs allow good positioning of the lashings avoiding excessive wear. Stainless steel thimbles are an economical solution. Aluminium thimbles provide performance and lightness; they are used for racing programmes.
- **CABLE-FREE THIMBLES**
The cable-free thimbles aim at being installed on sails without furling cable. Their specific design enables the optimized furling and easy fitting of the webbings..
Available in 3 sizes for NEX2.5, 4.0, 6.5 and 8.0
- **ANTI -TORSION CABLE CLAMPS**
For anti-torque cables (dia 9, 11, 13 and 15 mm)
 - Can be used for gennaker with Marlow ProDrive +
 - Can be used for asymmetric spinnakers with most of the anti-torque cables available on the market
 - Material : Duplex grade stainless steel
- **ANTI-TORQUE CABLES :**
Profurl offer anti-torque cables cut at length in various diameter
 - Dynex Hampidjan cable - available in 9, 11, 13 and 15 diameter
 - Cable Marlow ProDrive2 - available in 9, 11, 13 and 15 diameter
- **SPLICED FURLING LINES**
Available in 8 and 10 mm diameter - From 12 to 26m
High quality spliced furling line offering higher product lifetime.
Prevents the risk to be locked into the spool.



FLYING SAIL FURLER WITH DRUM

- > With a drum and a single furling line similar to manual headsail furler.
- > Economical system.
- > Easy to install on board

Contact us for more information





FLYING SAILS FURLER NEX SPEED

The NEX SPEED is the Racing version of the NEX. Available in NEX2.5 and NEX4.0 versions, they feature the same mechanisms but with more compact spools. It is the perfect unit for regatta and offshore racers looking for enhanced manoeuvrability, performance and weight..

Why choose the NEX SPEED?

- > Quick furling
- > Light and compact
- > Strength (working load: 2.5T & 4T)

User programme for the NEX SPEED

- > Sport boats
- > Single-hulled, type Figaro 3, L30, etc.
- > Foil catamarans type TF35, multi-hulled type GC32
- > Class 40

| | NEX 2.5 SPEED | NEX 4.0 SPEED |
|--|-------------------------|---------------------|
| Light sail area (i.e gennaker)* | 80 m ² | 140 m ² |
| Ratchet feature FurlAssist | √ | √ |
| Working load ** | 2500 Kg | 4000 Kg |
| Spool diameter | 150 mm | 180 mm |
| Standard lower terminal | Clevis pin | |
| Standard upper terminal | D shackle | |
| Examples for a monohull | Sailing boat 30' 35' | Sailing boat 40' |

*: The values shown in the table are for information only and should be verified by a professional taking into account the characteristics of the boat.

** The working loads shown are the maximum working loads of the mechanisms only and are not the loads of the complete system when terminals are included. The product should not be used above these working loads in any circumstances.



SMART TOGGLE® - 4T: wireless load sensor



Improve the boat performance by measuring in real time luff tension!

- For NEX 4.0 flying sail furler (other sizes on demand)
- Easy to install, light & compact
- Waterproof and durable
- Bluetooth connectivity (mobile app or boat's display)

TECHNICAL DATA

- Working load 4T - Pin to pin: 90 mm - Pin dia: 12 mm - Battery Life 2000 hours @ 1Hz



NEX

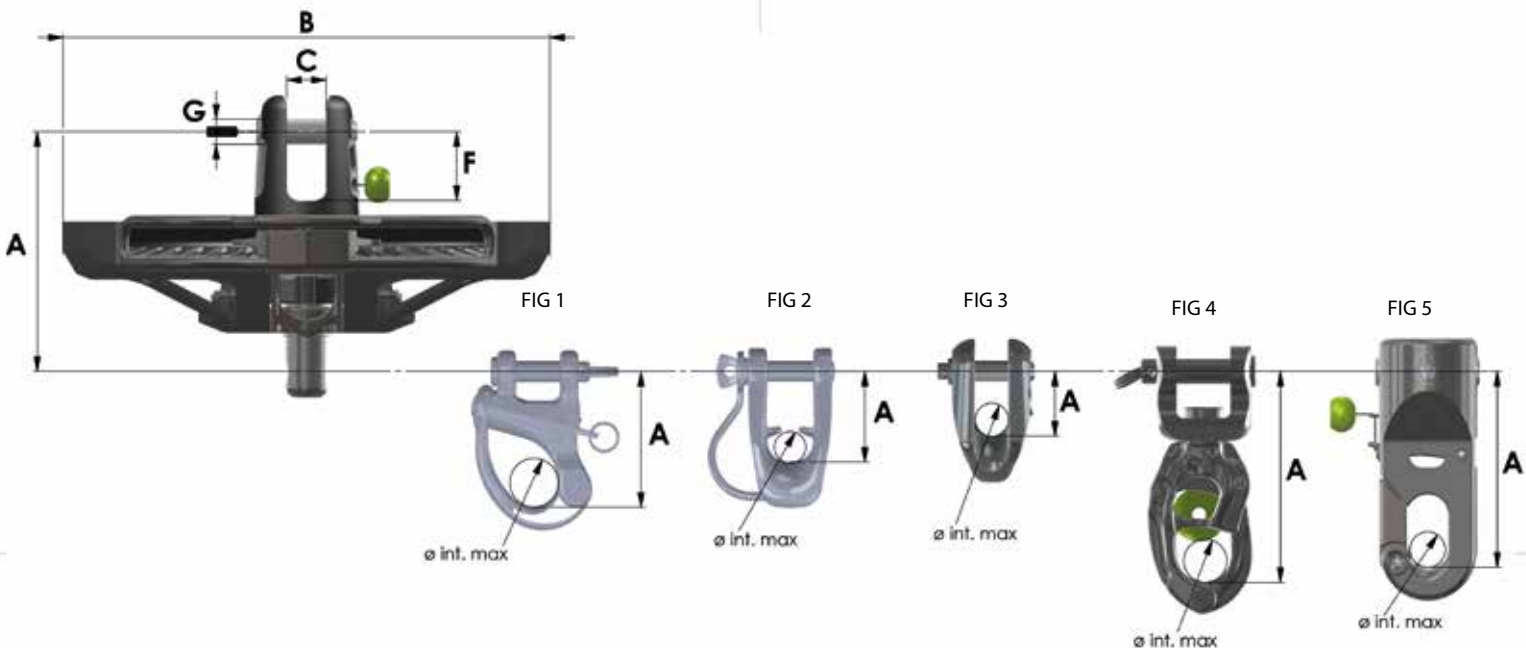
Flying sail furlers

TECHNICAL DATA



| Technical data: spool | NEX 0.9 | NEX 1.5 | NEX 2.5 | NEX 2.5 SPEED | NEX 4.0 | NEX 4.0 SPEED | NEX 6.5 | NEX 8.0 | NEX 12.0 |
|----------------------------|---------|---------|---------|---------------|---------|---------------|---------|---------|----------|
| Height pin to pin: A mm | 74,1 | 81,1 | 100,2 | 97 | 115 | 118 | 126 | 137 | 166,5 |
| Width drum mechanism: B mm | 128 | 160 | 192 | 160 | 234 | 192 | 232 | 263 | 263 |
| Width fork: C mm | 12 | 15 | 18 | 18 | 19 | 19 | 25,1 | 25,1 | 25,1 |
| Depth under pin: F mm | 18 | 22 | 26 | 26 | 33 | 33 | 39 | 39 | 43 |
| Ø pin G mm | 8 | 8 | 10 | 10 | 12 | 12 | 14 | 14 | 18 |
| Ø spool: mm | 119 | 149 | 179 | 149 | 219 | 179 | 219 | 249 | 249 |
| Ø continuous line mm | Ø8 | Ø8 | Ø10 | Ø8 | Ø10 | Ø10 | Ø10 | Ø10 | Ø10 |
| Weight: spool (only) Kg | 0,380 | 0,540 | 0,995 | 0,312 | 1,490 | 1,160 | 1,730 | 2,440 | 3,198 |

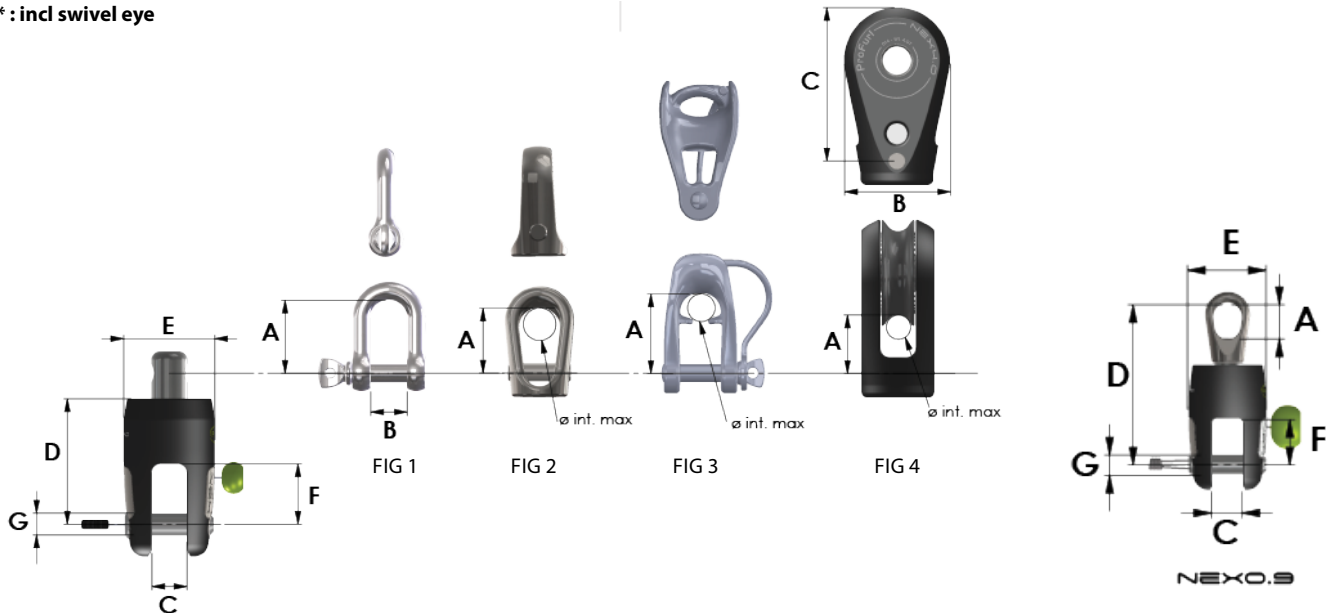
| Technical data : Mount end piece | NEX 0.9 | NEX 1.5 | NEX 2.5 & NEX 2.5 SPEED | NEX 4.0 & NEX 4.0 SPEED | NEX 6.5 | NEX 8.0 | NEX 12.0 |
|-----------------------------------|-----------------|---------|-------------------------|-------------------------|---------|---------|----------|
| Snap shackle - part# fig 1, 4 & 5 | 54100 | 54100 | 54101 | 54102 | 59206 | 2957 | - |
| A : Height Axle-arm : (mm) | 39,6 | 39,6 | 54 | 65 | 99,4 | 94 | - |
| D : Max inner ø (mm) | 16 | 16 | 21 | 26 | 25 | 17 | - |
| Weight (kg) | 0,054 | 0,054 | 0,130 | 0,257 | 0,27 | 0,810 | - |
| MxEvo : halyard shackle FIG 2 | MxEvo 6 - 11603 | | MxEvo 8 - 11604 | MxEvo 10 - 11605 | - | - | - |
| A (mm) | 32 | | 35 | 43.5 | - | - | - |
| D: Max inner ø (mm) | 9 | | 11 | 15 | - | - | - |
| Weight (Kg) | 0,053 | | 0,109 | 0,022 | - | - | - |
| Solidsheave 3:1: FIG 3 | | | | | | | |
| A (mm) | - | 26,8 | 29 | 31 | 30,5 | 45,85 | 56,2 |
| D: Max inner ø (mm) | - | 10 | 12 | 16 | 15 | 23 | 25 |
| Weight Kg | - | 0,113 | 0,200 | 0,280 | 0,350 | 0,750 | 1,238 |



| Technical data: swivel | NEX 0.9 | NEX 1.5 | NEX 2.5 & NEX 2.5 SPEED | NEX 4.0 & NEX 4.0 SPEED | NEX 6.5 | NEX 8.0 | NEX 12.0 |
|--------------------------|---------|---------|-------------------------|-------------------------|---------|---------|----------|
| Height pin to pin: D mm | 63,3 | 56,2 | 68,3 | 82,7 | 97,7 | 104,5 | 128 |
| Width swivel: E mm | 31 | 34 | 42 | 50 | 60 | 65 | 72 |
| Width fork: C mm | 12 | 15 | 18 | 19 | 25,1 | 25,1 | 25,1 |
| Depth under pin: F mm | 18 | 22 | 26 | 33 | 39 | 39 | 43 |
| Ø pin G mm | 8 | 8 | 10 | 12 | 14 | 14 | 18 |
| Weight: swivel (only) Kg | 0,110* | 0,140 | 0,260 | 0,470 | 0,730 | 0,970 | 1,638 |
| Max ø luff line mm | 9 | 11 | 13 | 15 | 17 | 19 | 21 |

| Technical data : Terminaisons swivel | NEX 0.9 | NEX 1.5 | NEX 2.5 & NEX 2.5 SPEED | NEX 4.0 & NEX 4.0 SPEED | NEX 6.5 | NEX 8.0 | NEX 12.0 |
|--------------------------------------|----------|------------------------|-------------------------|-------------------------|---------------|---------------|---------------|
| Wichard HR shackle: Fig 1 | | Part # 11203 | Part # 11204 | Part # 11205 | Part # 11206 | Part # 11207 | Part # 11208 |
| ø pin (mm) | - | 6 | 8 | 10 | 12 | 14 | 16 |
| A / B (mm) | - | 24/12 | 32/16 | 40 / 20 | 48/24 | 56/28 | 64/32 |
| Weight Kg | - | 0,024 | 0,052 | 0,102 | 0,192 | 0,304 | 0,464 |
| Eye: Fig 2 | Standard | part #p591545 | part #p592545 | part #594045 | part #p596545 | part #p598045 | part #59248 |
| A (mm) | 13,5 | 20 | 27,5 | 35,5 | 45,8 | 51,7 | NC |
| D Inner ø. max (mm) | 11 | 13 | 17 | 22 | 28 | 32 | 28 |
| Weight (Kg) | 0,018 | 0,034 | 0,078 | 0,142 | 0,287 | 0,429 | 1,675 |
| MXEvo : halyard shackle Fig 3 | | MXEvo 6 part #11603 | MXEvo 8 part #11604 | MXEvo 10 part #11605 | - | - | - |
| A (mm) | - | 32 | 35 | 43,5 | - | - | - |
| D:ø int. max (mm) | - | 9 | 11 | 15 | - | - | - |
| Poids (kg) | - | 0,053 | 0,109 | 0,222 | - | - | - |
| Halyard block: Fig 4 | | | part #P592530 | part #P594030 | part #P596530 | part #P598030 | part #P591230 |
| A (mm) | - | - | 24,5 | 32 | 38 | 48 | 52,5 |
| Sheave ø : B (mm) | - | - | 46,4 | 58 | 64 | 80 | 100 |
| Height : C (mm) | - | - | 66 | 84 | 96 | 120 | 142,5 |
| D: Max Inner ø (mm) | - | - | 10 | 14 | 16 | 18 | 22 |
| Weight Kg | - | - | 0,178 | 0,310 | 0,505 | 0,985 | 1,595 |

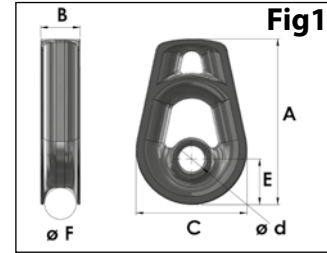
* : incl swivel eye



TECHNICAL DATA

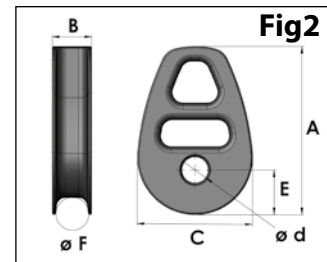
Stainless steel thimbles: Fig 1

| | NEX 0.9 | NEX 1.5 | NEX 2.5 & NEX 2.5 SPEED | NEX 4.0 | NEX 6.5 | NEX 8.0 | NEX 12.0 |
|-----------|---------|---------|-------------------------|---------|---------|---------|----------|
| Part # | 59164 | 59025 | 59026 | 59027 | 59028 | | |
| A (mm) | 40 | 57 | 67,5 | 78 | 105 | | |
| B (mm) | 11,5 | 14,5 | 17,5 | 18,5 | 24,8 | | |
| C (mm) | 30 | 38 | 45 | 52 | 70 | | |
| ø d (mm) | 8,3 | 8,3 | 10,3 | 12,3 | 14,3 | | |
| E (mm) | 12 | 16 | 18,5 | 21,5 | 30 | | |
| ø F (mm) | 9 | 11 | 13 | 15 | 20 | | |
| Weight Kg | 0,030 | 0,073 | 0,126 | 0,190 | 0,382 | | |



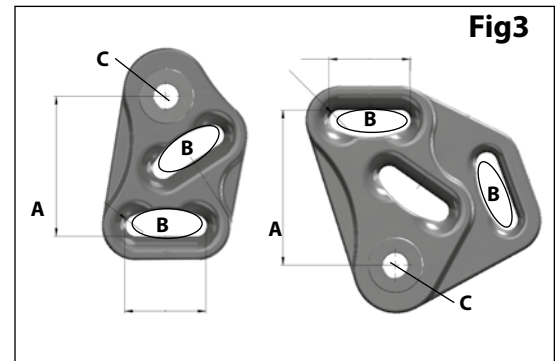
Aluminium thimbles: Fig 2

| | NEX0.9 | NEX 1.5 | NEX 2.5 & NEX 2.5 SPEED | NEX4.0 | NEX 6.5 | NEX 8.0 | NEX12.0 |
|-----------|--------|---------|-------------------------|--------|---------|---------|---------|
| Part | | 59165 | 59166 | 59167 | 59168 | | |
| A (mm) | - | 56 | 66,5 | 79 | 108 | | |
| B (mm) | - | 14,5 | 17,5 | 18,5 | 24,8 | | |
| C (mm) | - | 38 | 45 | 54 | 70 | | |
| ø d (mm) | - | 8,3 | 10,3 | 12,3 | 14,3 | | |
| E (mm) | - | 15 | 17,5 | 21 | 31,5 | | |
| ø F (mm) | - | 11 | 13 | 15 | 19 | | |
| Weight Kg | - | 0,032 | 0,054 | 0,074 | 0,190 | | |



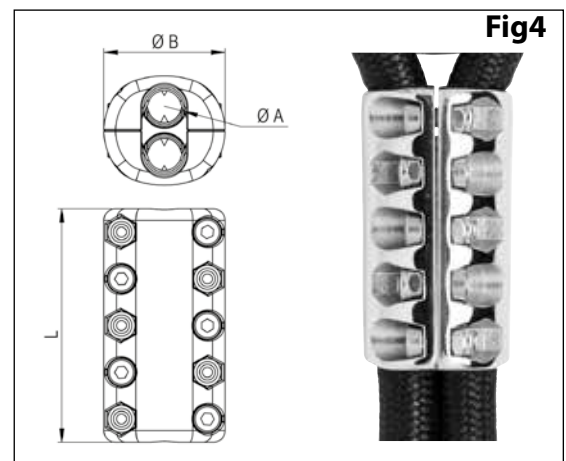
Cableless thimbles: Fig 3

| | | NEX 2.5 & NEX 2.5 SPEED | NEX 4.0 | NEX 6.5 | NEX 8.0 |
|----------------|-----------|-------------------------|---------|---------|---------|
| Top thimble | Part # | 59210 | 59212 | 59214 | |
| | A mm | 45.50 | 63.50 | 81 | |
| | B mm | 22*7 | 27*7 | 47*12 | |
| | C mm | 10 | 12 | 14 | |
| | Weight Kg | 0.100 | 0.163 | 0.349 | |
| Bottom thimble | Part # | 59211 | 59213 | 59215 | |
| | A mm | 50.3 | 68.25 | 89.70 | |
| | B mm | 22*7 | 27*7 | 47*12 | |
| | C mm | 10 | 12 | 14 | |
| | Weight Kg | 0.107 | 0.177 | 0.484 | |



Cable clamps : Fig 4

| | NEX 0.9 | NEX 1.5 | NEX 2.5 | NEX 4.0 |
|-------------------|---------|---------|---------|---------|
| part # | 7321 | 7322 | 7323 | 7324 |
| Cable size max mm | 9 | 11 | 13 | 15 |
| A mm | 8.5 | 10 | 12 | 15 |
| B mm | 29 | 31 | 35 | 40 |
| L mm | 56 | 60 | 62 | 100 |
| Weight Kg | 0.169 | 0.198 | 0.243 | 0.525 |





SPINEX

**TOP DOWN
SPINNAKER FURLER
WITH RATCHET**

Top down spinnaker furler

SPINEX

First launched a decade ago, the next generation of SPINEX includes new innovations to provide even greater user comfort and enhanced furling performance.

SPINEX in short:

- > 6 models available: SPINEX 0.9, SPINEX 1.5, SPINEX 2.5, SPINEX 4.0, SPINEX 6.5 and SPINEX 8.0
- > For boats from 5 to 18m long, and asymmetrical spinnakers up to 400 m²
- > All-in-one system: mechanisms, anti-torque cable, fittings, flexible PVC sleeves, 2-in-1 thimbles, and a swivel tack point
- > The SPIN KIT is available separately for use on NEX reefing systems and other brands on the market (Facnor, etc.)
- > Integrated Profurl technology
- > International 3-year guarantee

Why choose Spinex

Easy to use, safe, efficient, adaptable

Using asymmetric spinnakers in some conditions can be dangerous. With the Spinex, you're going to rediscover the joys of this type of sailing because it allows you to:

- > Easily handle this type of sail (even short-handed)
- > Remain in the safety of the cockpit
- > Improve the performance of your sailing-boat by using downwind sails

Adaptable: One system for many uses

The Spinex can easily be converted into a NEX by removing the swivel tack from the drum and the end fittings, and then it can be used for sails like a gennaker or a code zero.



Innovations in the next generation of SPINEX solutions

Greater furling comfort and performance

Easy to use, offering improved performance for your sailing boat:

- Replacement of the traditional balls with a flexible PVC sheath, offering full UV and twist resistance
- Up to 50% reduced weight
- Easy to store once the sail is furled

Improved furling performance:

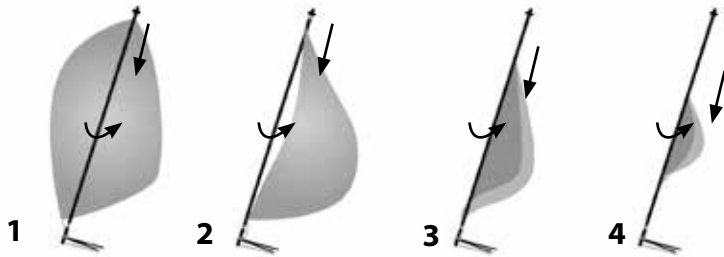
- One specific anti-torque cable diameter per model
- Improved furling, adapted to the size of the sails

Easy to install

- A new, innovative 2-in-1 thimble: thimble + clamp for faster installation



Top down furling



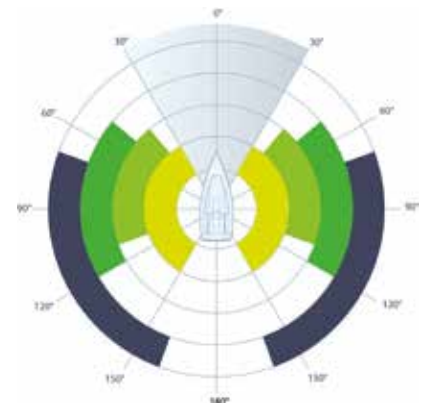
> When it comes to asymmetric spinnakers, top down furling is the best solution for bringing in your sail. The concept first appeared on maxi yachts before filtering down to more modestly-sized sailing-boats.

> Thanks to its swivel tack, the sail can be furled from the top downward to progressively stifle the sail without creating a jam.

Which sails ?

> The Spinex is designed to furl flying sails with a loose luff, such as asymmetrical spinnakers.

> Gennakers, code zeros, staysails and so on can be furled using a NEX furler (see page 24 of this catalogue).



SPINEX Asymmetric spinnaker

NEX { Genoa / staysail
Code 0
Gennaker

Top down spinnaker furler SPINEX

SPINEX components

- 1 Innovative ratchet feature: Furlassist
- 2 Large spool diameter
- 3 Innovative thimble: 2 in 1
- 4 Swivel tack point with Dyneema® loop
- 5 PVC sleeves to protect the sail
- 6 Anti-torque cable
- 7 Spool & swivel



FURL ASSIST RATCHET: A MAJOR INNOVATION

A REAL PLUS FOR FURLING OPERATIONS

- Better control of furling
- Avoids accidental unfurling of the sail
- Permanent engagement of the pawl
- Safety: unlocks when hauling in the line fast
- Operates in both directions
- No additional line
- Easy installation and removal (2 screws)

CHOOSE THE RIGHT SPINEX FOR YOU (5–18 M BOATS):

| | SPINEX 0.9 | SPINEX 1.5 | SPINEX 2.5 | SPINEX 4.0 | SPINEX 6.5 | SPINEX 8.0 |
|---|-------------------------|--------------------------|--------------------------|--------------------------|--------------------------|--------------------------|
| Boat length (not contractual) | up to 8 m | up to 10 m | up to 12 m | up to 15 m | up to 18 m | + 20 m |
| Sail area recommended | up to 60 m ² | up to 100 m ² | up to 150 m ² | up to 230 m ² | up to 300 m ² | up to 400 m ² |
| Maximum working load | 900 Kg | 1500 Kg | 2500 Kg | 5000 Kg | 6500 Kg | 8000 Kg |
| Spool diameter | 120 mm | 150 mm | 180 mm | 220 mm | 220 mm | 250 mm |
| Lower end fitting | Clevis pin snap shackle | | | | Trigger snap shackle | - |
| Upper end fitting | D shackle | | | | | - |
| Anti-twist cable Ø | 9 mm | 11 mm | 13 mm | 15 mm | 17 mm | 19 mm |
| Cable length delivered as standard | 14 m | 17 m | 20 m | 25 m | 30 m | 35 m |

*: The working loads shown are the maximum working loads of the mechanisms (spool and swivel) only and are not the loads of the complete system when terminals are included. The product should not be used above these working loads in any circumstances.

SPINEX: content



Are you already using a Profurl NEX furler and want to furl your asymmetric spinnaker? Get the SPIN KIT!

Use Profurl's SPIN KIT to turn NEX furlers into asymmetric spinnaker furlers. SPIN KIT includes anti-twist cable, soft sleeves, and upper and lower end fittings.

| | SPIN 0.9 | SPIN 1.5 | SPIN 2.5 | SPIN 4.0 | SPIN 6.5 | SPIN 8.0 |
|---|-------------|-------------|-------------|-------------|-------------|-------------|
| Boat length (not contractual) | up to 8 m | up to 10 m | up to 12 m | up to 15 m | up to 18 m | + 20 m |
| Part #NEX | NEX 0.9 | NEX 1.5 | NEX 2.5 | NEX 4.0 | NEX 6.5 | NEX 8.0 |
| Cable length delivered as standard | 14 m | 17 m | 20 m | 25 m | 30 m | 35 m |

Top down spinnaker furler

SPINEX

ADVICES FOR USING THE SPINEX

1st time:

> When setting for the first time, we recommend you do this in light winds. Check all halyard and sheet leads.

Furling:

> Tension must be applied to anti-twist cable by hauling on the halyard. It should be taut and stable. Be careful not to apply excessive tension, especially when you use an electric winch.

Direction of furling:

> As the anti-twist cable is a shape-memory component, we recommend you always furl your sail in the same direction to facilitate handling.

Wind angles:

> When unfurling the sail, stay within an apparent angle of between 90 and 120 degrees to help setting.

When furling, the apparent angle must be within 130 and 150 degrees (with the mainsail set to the head of the mast).



INSTALLATION ADVICES

Fig 1.1

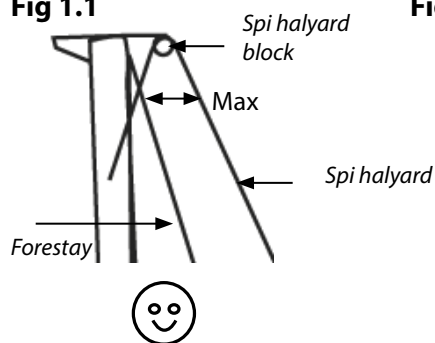


Fig 1.2.




Fig 2.1.

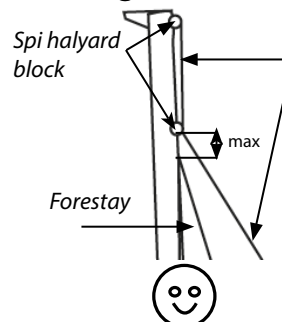


Fig 2.2

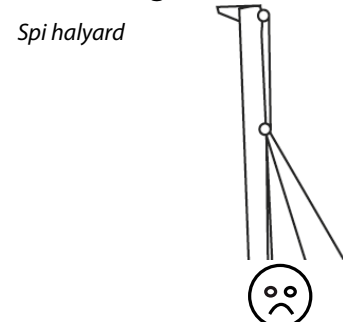


Fig 3.1



Fig 3.2.



Fig 4.1

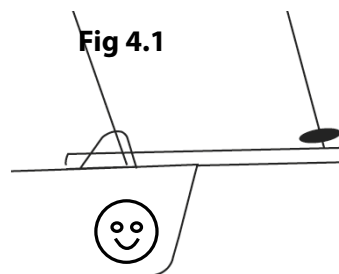
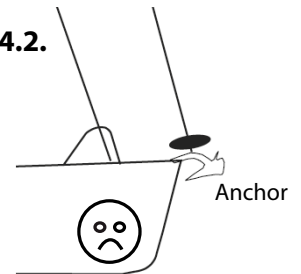


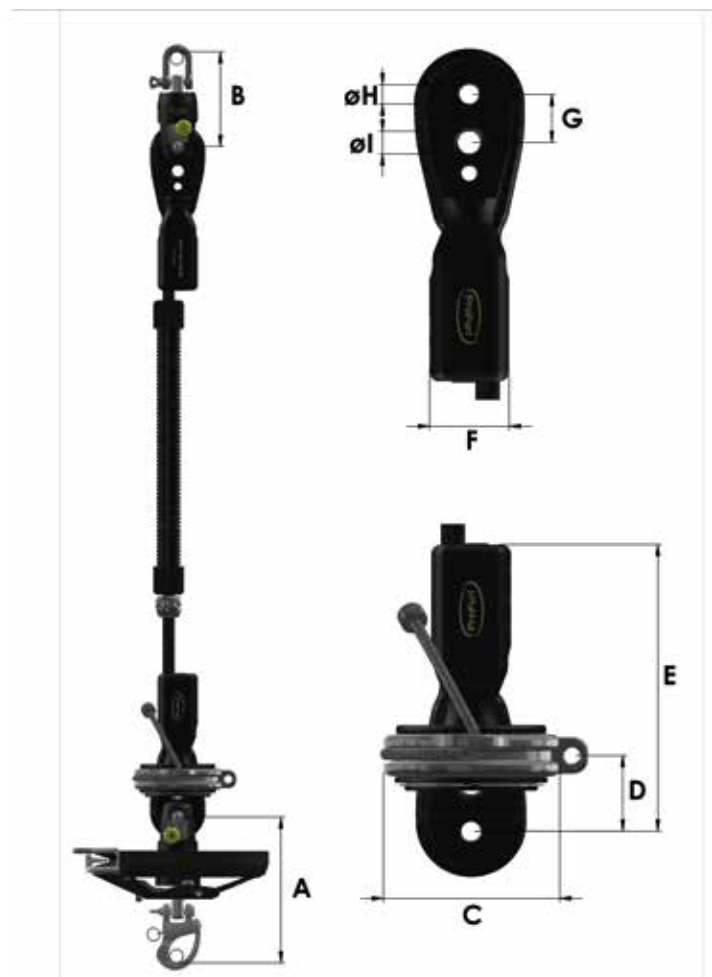
Fig 4.2.



Technical data: SPINEX

| | SPINEX 0.9 | SPINEX 1.5 | SPINEX 2.5 | SPINEX 4.0 | SPINEX 6.5 | SPINEX 8.0 |
|--|---------------|---------------|---------------|---------------|---------------|---------------|
| A mm | 113.80 | 120.70 | 154 | 180.70 | 225.40 | - |
| B mm | 63.30 | 80.20 | 100.30 | 122.70 | 146.10 | 160 |
| C mm | 80 | 87 | 93 | 103 | 126 | 126 |
| D mm | 31.50 | 35 | 40 | 47.10 | 55.40 | 56.40 |
| E mm | 127.50 | 139.50 | 151.50 | 163 | 209 | 216 |
| F mm | 34 | 37 | 42 | 47 | 53 | 60 |
| G mm | 19 | 21 | 25.50 | 28.50 | 33 | 33 |
| H mm | 8.30 | 8.30 | 10.30 | 12.30 | 14.30 | 14.30 |
| I mm | 10 | 10 | 12 | 14 | 17 | 18 |
| ∅ spool: mm | 120 | 150 | 180 | 220 | 220 | 250 |
| ∅ furling line: mm | 8 | 8 | 8 - 10 | 8 - 10 | 10 | 10 |
| ∅ anti-torque cable mm | 9 | 11 | 13 | 15 | 17 | 19 |
| Weight: swivel tack point, lower thimble Kg | 0.490 | 0.620 | 0.830 | 1.060 | 1.870 | 1.880 |
| Weight: upper thimble Kg | 0.120 | 0.170 | 0.245 | 0.310 | 0.580 | 0.590 |
| Weight: cable & sleeve per meter (Kg / m) | 0.160 | 0.210 | 0.275 | 0.345 | 0.420 | 0.500 |

Technical data for mechanism



Accessories for furlers and flying sail furlers



20120



21020

| Part # | Description | Applications |
|--------|--|--|
| 20120 | Stainless steel single fairlead For 25mm stanchion Maximum line diameter : 20mm | For manual headsail, flying sail and stayfurlers with drum |
| 21020 | Deck fairlead – M10 screw | For manual headsail, flying sail and stayfurlers with drum |
| 20220 | Stainless steel double fairlead with Velcro stripe for continuous line. For 25mm stanchion maximum Maximum line diameter : 20mm - | For flying sail and stayfurlers with spool |
| 21220 | Stainless steel double fairlead with Velcro stripe for continuous line. For 28mm stanchion maximum Maximum line diameter : 20mm | For flying sail and stayfurlers with spool |
| 21120 | Stainless steel articulated fairlead - For 25 & 28mm stanchion maximum Maximum line diameter : 20mm | For manual headsail, flying sail and stayfurlers with drum |
| 20320 | Deck fairlead - max rope size: 18 mm Fitting with 2 M5 screws | For manual headsail, flying sail and stayfurlers with drum |

20220 /
21220



21120



20320

NEX AND SPINEX FLYING SAIL FURLERS: SPliced FURLING LINES – STANDARD LENGTH POLYESTER BRAID / BEIGE

| For models | Line Part # | Description |
|---|-------------------------------------|-------------------------------------|
| NEX 0.9, SPINEX 0.9 | 54122 | Dia 8 mm - standard length L: 12 m |
| | 54123 | Dia 8 mm - standard length L: 14 m |
| | 54124 | Dia 8 mm - standard length L: 16 m |
| NEX1.5, NEX 2.5, NEX 4.0, NEX6.5 - SPINEX 1.5, SPINEX 2.5, SPINEX 4.0 | 54129 | Dia 10 mm - standard length L: 14 m |
| | 54125 | Dia 10 mm - standard length L: 16 m |
| | 54126 | Dia 10 mm - standard length L: 18 m |
| | 54127 | Dia 10 mm - standard length L: 20 m |
| | 54128 | Dia 10 mm - standard length L: 22 m |
| 54131 | Dia 10 mm - standard length L: 24 m | |
| 54174 | Dia 10 mm - standard length L: 26 m | |

MANUAL HEADSAIL FURLERS: SPliced FURLING LINES – STANDARD LENGTH

| For models | Line Part # | Description |
|--|-------------|--|
| C260, C320, R250, R350 | P250901 | 20 m reefing line ø. 6 + 1 articulated fairlead# Wichard 21120 + 3 single fairleads # Wichard 20120 |
| C290, C350, C420, C430, R350, R420, R430 | P250902 | 25 m reefing line ø. 8 + 1 articulated fairlead# Wichard 21120 + 4 single fairleads # Wichard 20120 |
| C350, C420, C430, C480, R350, R420, R430, R480 | P250903 | 25 m reefing line ø. 10 + 1 articulated fairlead# Wichard 21120 + 4 single fairleads # Wichard 20120 |
| C430, C480, C520, C530, R420, R430 | P250904 | 30 m reefing line ø. 10 + 1 articulated fairlead# Wichard 21120 + 5 single fairleads # Wichard 20120 |





NDE2 / NDH2 MOTORIZED FURLERS

NDE2 / NDH2: Motorized furlers

All Profurl motorized furlers have been developed to bring you comfort, reliability & safety.

For the NDE2 C350, C420 and C430, Profurl has developed a new engine power system (multi-motor) that make furlers more economic and compact to gain space on the deck.

NDE2 C480, C520, C530 & C600 benefit from the NDE Profurl technology (mono motor) developed and experienced for more than 30 years. These furlers are specifically dedicated to boats from 14m.

Benefits of the motorized systems

- > Easy operations and without effort
- > Safety: operations from the cockpit
- > Ideal for solo or short-handed sailing
- > Large range of systems.
- > Great comfort with minimal noise.
- > Easy installation on the existing forestay.
- > Low power consumption & minimal noise.
- > Capability to convert a manual furler into a motorized furler
- > 2 or 3 year world wide limited warranty.



NDE2 C420

NDE2 C600

NDE2: ELECTRIC MODELS

| | NDE2 C350 | NDE2 C420 | NDE2 C430 | NDE2 C480 | NDE2 C520 | NDE2 C530 | NDE2 C600 |
|---------------------------------------|-----------------------|-----------------------|-----------------|--------------------------------------|---------------------|-------------------|----------------------|
| Boat length | from 11 to 13.50 m | from 13 to 15 m | from 14 to 16 m | from 14,5 to 18,5 m | from 16,5 to 18,5 m | from 18,5 to 22 m | + 22 m |
| Forestay dia | 8 / 10* mm | 10 / 12.7* mm | 12,7 mm | 14,3 mm | 16 / 19 * mm | 19 mm | 22* mm |
| Forestay length | 14 m | 16 m | 18 m | 18 m | 20 m | 22 m | 24 m |
| Power | 400 W | 800 W | | 24V: 1200 W - 12V: 800W | | | |
| Circuit breaker / Power supply | 24V: 30 A 12V: 60A | 24V: 30 A 12V: 60A | | 24V: 30 A 12V: 60A | | | 24V: 40A 12V: 60A |
| Optimal / Max torque | 45 / 115 Nm | 55 / 135 Nm | | 24V: 80 / 300 Nm 12V: 78 / 200 Nm | | | |
| Optimal rotating speed | 40 tr / min | 55 tr / min | | 33 tr / min | | | |
| Warranty | 2 year | 2 year | | 3 year | | | |

ND2H: HYDRAULIC MODELS

- > 4 models available for boats from 14.50 to 22 m.
- > Available in "Cruising" version (with round extrusions).
- > Connection of the gear motor to the hydraulic pack with 2 feeding hoses finished by a female 7/16" JIC.
- > Turnbuckle cylinder included on all models
- > Length of the extrusion: 2 m.

NDH2: HYDRAULIC MODELS

| | NDH2 C480 | NDH2 C520 | NDH2 C5 30 | NDH2 C600 |
|-----------------------------------|------------------------|------------------------|----------------------|--------------|
| Boat length | from 14,5 to 18,5 m | from 16,5 to 18,5 m | from 18,5 to 22 m | above 22 m |
| Forestay diameter | 14,3 mm | 16 / 19 * mm | 19 mm | 22* mm |
| Forestay Length | 18 m | 20 m | 22 m | 24 m |
| Maximum operating pressure | 140 bars | | | |
| Max torque | 300 Nm | | | |
| Maximum flow recommended | 15 L / mn | | | |
| Maximum speed of rotation | 30 Rpm | | | |
| Warranty | 3 year | | | |



Monocoque 55'



53320



53310

More comfort on board

- > Wired remote controller Part # 53320
- > Radio remote controller Part # 53310

*: if using a swageless eye



NDE2 / NDH2: Motorized furlers



TOTAL COMFORT AND TOTAL SECURITY

When you choose a Profurl motorized furler, comfort and ease of use come guaranteed, allowing you to get the most out of your sailing.

- > Navigation without any physical effort required through the command box (wired or remote-control options available)
- > The sail can be furled in either direction
- > Generates minimal noise
- > No specific upkeep required
- > The auto-locking mechanism prevents the sail from unfurling at inopportune times
- > The circuit breaker lets you cut supply in an emergency (jammed genoa sheet, incorrect manoeuvre, etc.)
- > In case of problem, the emergency system will let you furl or unfurl the sails manually



PROVEN RELIABILITY

Our NDE2 / NDH2 furlers have been designed to offer unmatched reliability, whatever the sailing conditions:

- > 30 years of experience designing gearmotor reducers
- > The structure and the design of our NDE2 / NDH2 reducers is based on more than 20 years of developing NDE systems
- > The use of high-quality materials ensures enhanced durability and longevity
- > Carefully selected surface treatment ensures effective corrosion resistance
- > The robust extrusions support higher torque couples
- > The vent eliminates any internal condensation (only for models from NDE2 C480, to NDE2 C600)
- > Highly resistant and ISO 10133 compliant electrical cables (only for models from NDE2 C480, to NDE2 C600)



PERFORMANCE

Profurl furlers have a specially designed motor system which lets you manoeuvre the sails quickly, easily and repeatedly.

- > The torque / speed ratio is optimal, meaning you can unfurl and furl in all sailing conditions
- > Power consumption is a crucial feature on a motorized system; the Profurl systems require a low power supply, making special batteries unnecessary



EASE OF INSTALLATION

- > Can be adjusted to suit your existing forestay
- > NDE2 / NDH2 furlers are available in a range of assembly configurations (stainless steel tube or link plates) meaning they can be adapted to suit the layout of your deck
- > The capacity of the turnbuckle cylinder is increased by 100 mm for the C520, C530, C600 (Ø 22mm forestay with turnbuckle).



MODERN DESIGN

The new design means they can be used on all deck layouts and modern sail designs, having already been used on major sailing boats (Amel 50, CNB 66).



SAFETY

In case of power supply failure, the PROFURL motorized system includes a handle socket (handle supplied) located at the rear of the housing, allowing for instant manual operation.



MOTORIZATION KIT:

Capability to convert a Profurl manual furler into a motorized furler by keeping the extrusions. For other brands, contact us.



*Sailing becomes
a pleasure!*



NEX^e
MOTORIZED
FLYING SAILS FURLER

w

NEX^e

Motorized flying sails furler

OPERATING FLYING SAILS SAFELY AND WITHOUT EFFORT

NEX^e is a motorized flying sail furler dedicated to operate large sails like spinnaker, gennaker or code 0 on sailing boats. When sailing short-handed, the operation of large sails on 45 – 60 foot sailboat can be complicated. NEX^e aims at easing furling and jibing operations by controlling the sail safely and without effort. NEX^e is available in 2 sizes: NEX^e 4.0 & NEX^e 8.0 for sails up to 250 sqm.

Benefits of motorized flying sail furler NEX^e

- > Easy operations and without effort
- > Safety: operations from the cockpit
- > Ideal for solo or short-handed sailing
- > Fast furling operation
- > Easy to install
- > No accidental release of the sail
- > Reliable: Tested in all weather conditions
- > Sealed unit – no maintenance
- > 3 year worldwide warranty.



Types of sails

- ↘ > Gennaker
- > Code 0
- > Spi asymétrique (with swivel tack point)

Average sail area

- ↘ > Gennaker max sail area: from 150 to 250 sqm
- > Asymetrical spinnaker max sail area: from 200 to 250m²

| | NEX ^e | | SPINEX ^e | |
|---|-------------------------|-------------------------|----------------------------|----------------------------|
| | NEX ^e 4.0 | NEX ^e 8.0 | SPINEX ^e 4.0 | SPINEX ^e 8.0 |
| Boat length | 15 m | 18 m - 20 m | 15 m | 18 m - 20 m |
| Gennaker max sail area | 150 m ² | 250m ² | -- | -- |
| Asymmetrical spinnaker max sail area | - | - | 230 m ² | 400m ² |
| Power | 800 W | | | |
| Power supply | 12V or 24V | | | |
| Cable length | 1.5 m | | | |
| Worldwide warranty | 3 year | | | |

COMFORT & SAFETY:

Operating large sails like gennaker, spinnaker can be complicated especially when sailing short-handed. NEX^e enables to operate such sails safely and without any effort. Furling and unfurling operations can now be operated by a wireless remote control enabling to stop furling or unfurling immediately. NEX^e is also safe thanks to its irreversible system preventing accidental unfurling.

EFFECTIVENESS & RELIABILITY:

NEX^e integrates a specially designed motor system enabling to operate efficiently large sails like gennaker or asymmetrical spinnaker. The robust motor enables also to manoeuvre the sails quickly, easily and repeatedly. The torque / speed ratio is optimal to furl and unfurl in all sailing conditions. Less than 40 seconds are now required to furl a large downwind sail. NEX^e benefits from the 30 years of Profurl experience in gearmotor reducers offering reliability.

EASE OF USE

NEX^e has been designed to provide ease of use. Thanks to its handle, NEX^e is easy to carry and install. A bumper has been integrated to protect the deck and the product when no longer under load. The stainless steel terminal delivered with the system enables an easy installation whatever the deck layout.

Thanks to a technora sheathed electric wire with a waterproof IP67 socket, NEX^e is also easy to plug.

LONGEVITY

NEX^e has been designed with high-quality materials to ensure enhanced durability and longevity. The whole mechanism is entirely surrounded by a fully waterproof casing

FROM MANUAL TO MOTORIZED SYSTEM

NEX^e will offer to any sailor the capability to convert a manual flying sail furler into a motorized one by simply replacing the standard spool.

NEX^e

Motorized flying sails furler

Spinnaker version

Spinkit package

Swivel tack point, soft sleeves, thimbles



Options

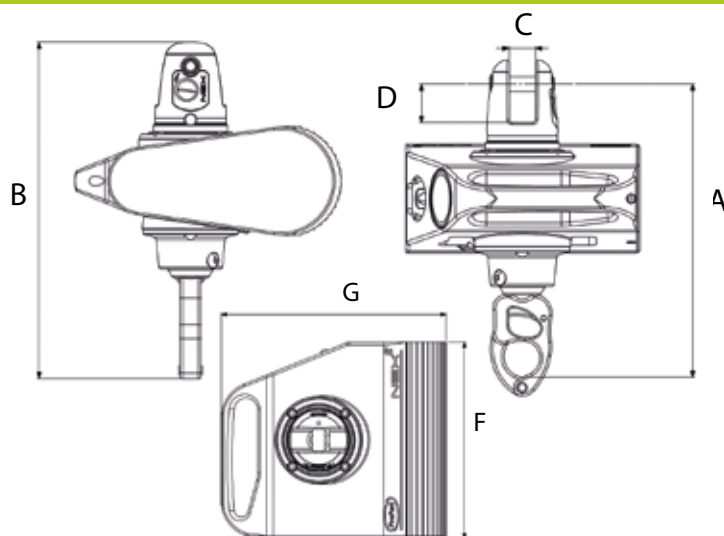
> Wired remote controller Part # 53320

> Radio remote controller Part # 53310

Technical data: NEX^e

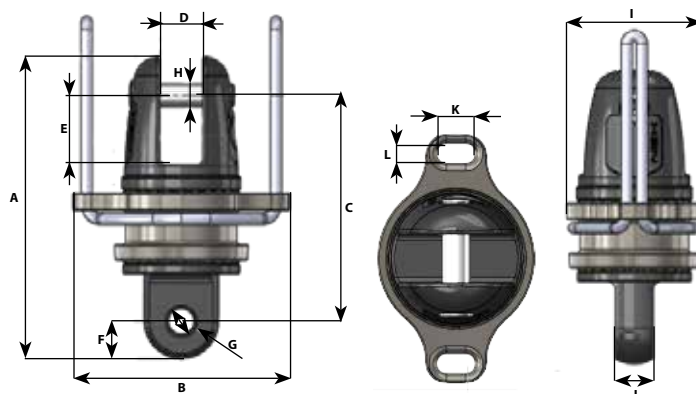
Dimensions

| | NEX ^e 4.0 | NEX ^e 8.0 |
|--------------------|----------------------|----------------------|
| A | 278 mm | 278 mm |
| B | 318 mm | 318 mm |
| CxD | 19 x 36.5 mm | 25.1 x 36.5 mm |
| Thimble pin | dia 12 mm | dia 14 mm |
| F x G | 221 x 252 | 221 x 252 |
| Weight | 11.6 Kg | 11.6 Kg |



Swivel tack point Dimensions

| | NEX ^e 4.0 | NEX ^e 8.0 |
|------------|----------------------|----------------------|
| A | 151,00 mm | 178,30 mm |
| B | 106,00 mm | 128,00 mm |
| C | 111,20 mm | 133,35 mm |
| D | 19,10 mm | 25,10 mm |
| E | 34,00 mm | 40,50 mm |
| F | 16,50 mm | 22,00 mm |
| Ø G | 12,30 mm | 14,00 mm |
| Ø H | 12,00 mm | 14,00 mm |
| I | 67,20 mm | 81,70 mm |
| J | 18,00mm | 23,00 mm |
| K | 18,00 mm | 20,00 mm |
| L | 11,00 mm | 10,00 mm |



Stayfurlers:

NEX
STRUCTURAL

NEX STR STAYFURLER: SAIL ANOTHER WAY!

Are you hard to please, especially when you want to sail another way?
If you're looking for a safe, powerful and easy to use solution, then Profurl's NEX STR stayfurler is for you!



Stayfurlers for everyone

> Initially reserved for the sailing elite (60' open, ORMA multihulls), stayfurlers are becoming increasingly common on a variety of sailing boats:

- Cruisers
- Racers
- Regatta boats & one-designs
- Day boats

> Compatible sail types: genoa, staysail and solent jib.



NEX STR overview:

- > 5 standard models available: NEX STR 4.0, 5.0, 8.0, 10.0 and 12.0
- > Upper size models available on request: NEX STR 16.0, 20.0, 30.0 and 40.0
- > Optimal size and weight for a great performance
- > Various end fittings available for every kind of deck layout
- > The greased-immersed systems are watertight and require no maintenance.
- > 3 year Profurl worldwide warranty

Why using a NEX STR stayfurler?

IMPROVE THE PERFORMANCE OF YOUR SAILING BOAT

- > Replacing aluminium extrusions with Kevlar or PBO fiber cables significantly reduces weight (see below).
- > Optimizing the size and weight of the mechanisms maximizes luff and reduces weight considerably.

SAFE, EASY TO USE AND COMFORTABLE

- > The SMART LOCK system enables locking the cable and prevents accidental dismantling without hindering the pin rotation. Entirely integrated into the stayfurler mechanism, the system also prevents adjacent lines from jamming. Available in fork versions.
- > The SAFE SYSTEM on NEX STR stayfurlers allows you to immobilize the furling line when unfurling, thus avoiding accidents and injuries
- > All furling and unfurling are done from the cockpit.
- > The overall weight reduction improves both safety and comfort when sailing.

Example: installing a NEX STR 4.0 stayfurler on the RM 1060 Performance built by Fora Marine.

Total overall weight (in Kg)

0 to 10 Kg

**STAYFURLER NEX STR 4.0
WITH FIBER CABLE
TOTAL WEIGHT: 7,5 KG**

10 to 25 Kg

**MANUAL FURLER
WITH ROD STAY:
TOTAL WEIGHT: 22,10 KG**

25 to 40 Kg

**MANUAL FURLER WITH 1X19
STAINLESS STEEL WIRE
TOTAL WEIGHT: 26,90 KG**

Weight reduction
between 66 and 74%
WEIGHT REDUCTION
=
INCREASED SAFETY
AND PERFORMANCE

Stayfurlers:

NEX
STRUCTURAL



Performance

S-GRIP: Better line grip

The special groove design, allowing for deformation of the line, ensures:

- better line grip, even wet!
- easier furling
- minimum line wear



OPTIMAL FURLING: Furl without effort

The optimal spool diameter provides ideal torque, which:

- makes furling easier
- reduces effort



XTRA-LIGHT SYSTEMS: Lightness first

The size and weight of each component (spool, swivel, and terminals) have been optimised to:

- improve sailing performance
- ensure easier handling of the systems



Safety

SAFE SYSTEM: Removable Line

The SAFE SYSTEM enables you to stop the running of the furling line during deployment of sail and thus:

- prevent accidents or damage caused by a free running line.
- manoeuvre more quickly and easily
- prevent excessive wear of the line



SMART LOCK:

Wire lock (only on fork models)

- Wire locking system completely integrated into the drum mechanism
- No need to use a lanyard.
- No risk of jamming caused by adjacent lines.
- Keeps the pin free to turn (no strain).
- Locking indicator on the pin.



NEX STR MODELS AVAILABLE AS STANDARD

| | NEX STR 4.0 | NEX STR 5.0 | NEX STR 8.0 | NEX STR 10.0 | NEX STR 12.0 |
|----------------------------------|----------------------------------|----------------------------------|----------------|-----------------|-----------------|
| Working load | 4T | 5T | 8T | 10T | 12T |
| Examples | RM 1060 | Class 40 | RM 1350 | 50' | Open 60' |
| Fiber cable terminals | Biconic end fittings (Navtec) | Biconic end fittings or thimbles | | | |
| Lower mechanism | Spool | | Spool or drum | | |
| Swivel terminals | Eye or lashing eye | | | | |
| Lower mechanism terminals | Eye, lashing eye or purchase 4:1 | | | | |

Find out page 56 how to select the right model adapted to your boat



NEX STR 5.0 stayfurler



NEX STR 20 stayfurler on 80' catamaran - Magic Cat - Fitting Atelier Gréement



Stayfurler NEX STR 12.0 -

NEX STR CUSTOM RANGE AVAILABLE ON DEMAND















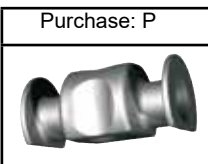












| | NEX STR 16.0 | NEX STR 20.0 | NEX STR 30.0 | NEX STR 40.0 |
|---------------------|-----------------|-----------------|-------------------|------------------|
| Working load | 16T | 20T | 30T | 40T |
| Examples | 70' | 80' | 100' (IDEC Sport) | 130' (Spindrift) |

40T Stayfurler for staysail



Stayfurlers:

NEX STRUCTURAL

| Choose your standard stayfurler model | Coding | Advice | | | | | | | | | | | | | | | | | | | | | | | | | | | |
|--|--|--|--|---|---|-----|------|---|------|----------|-------------|----|------|-----|-------------|----|------|-----|-------------|----|------|-----|--------------|-----|------|-----|--------------|----------------------------------|--|
| <p>1 What is your cable made of and what is its diameter?</p> <table border="1"> <thead> <tr> <th colspan="2">Stainless steel wire</th> <th>Fiber cable</th> <th rowspan="2">Model size that corresponds to the cable</th> </tr> <tr> <th>1 x 19 mm</th> <th>Rod</th> <th>Size</th> </tr> </thead> <tbody> <tr> <td>8</td> <td># 10</td> <td>9T - 14T</td> <td>NEX STR 4.0</td> </tr> <tr> <td>10</td> <td># 17</td> <td>14T</td> <td>NEX STR 5.0</td> </tr> <tr> <td>12</td> <td># 22</td> <td>19T</td> <td>NEX STR 8.0</td> </tr> <tr> <td>14</td> <td># 30</td> <td>24T</td> <td>NEX STR 10.0</td> </tr> <tr> <td>16)</td> <td># 40</td> <td>30T</td> <td>NEX STR 12.0</td> </tr> </tbody> </table> | Stainless steel wire | | Fiber cable | Model size that corresponds to the cable | 1 x 19 mm | Rod | Size | 8 | # 10 | 9T - 14T | NEX STR 4.0 | 10 | # 17 | 14T | NEX STR 5.0 | 12 | # 22 | 19T | NEX STR 8.0 | 14 | # 30 | 24T | NEX STR 10.0 | 16) | # 40 | 30T | NEX STR 12.0 | <p><u>NEX STR 5.0</u></p> | <ul style="list-style-type: none"> To get the right stayfurler, we need to know what stainless steel wire is recommended by the boatyard or the architect. Example: for a 10 mm diameter 1x19 wire, the equivalent fiber cable must have a breaking load of 14 tonnes. Thus, the appropriate model is the NEX STR 5.0. |
| Stainless steel wire | | Fiber cable | Model size that corresponds to the cable | | | | | | | | | | | | | | | | | | | | | | | | | | |
| 1 x 19 mm | Rod | Size | | | | | | | | | | | | | | | | | | | | | | | | | | | |
| 8 | # 10 | 9T - 14T | NEX STR 4.0 | | | | | | | | | | | | | | | | | | | | | | | | | | |
| 10 | # 17 | 14T | NEX STR 5.0 | | | | | | | | | | | | | | | | | | | | | | | | | | |
| 12 | # 22 | 19T | NEX STR 8.0 | | | | | | | | | | | | | | | | | | | | | | | | | | |
| 14 | # 30 | 24T | NEX STR 10.0 | | | | | | | | | | | | | | | | | | | | | | | | | | |
| 16) | # 40 | 30T | NEX STR 12.0 | | | | | | | | | | | | | | | | | | | | | | | | | | |
| <p>2 What is the chosen type of cable? Mark F or N</p> <table border="1"> <tr> <td>Thimble: F </td> <td>Biconic (Navtec): N </td> </tr> </table> | Thimble: F  | Biconic (Navtec): N  | <p><u>NEX STR 5.0 - N</u></p> | <ul style="list-style-type: none"> Cables with thimbles are installed on fork mechanisms. Biconic end fittings (e.g. Navtec) are installed on threaded mechanisms. | | | | | | | | | | | | | | | | | | | | | | | | | |
| Thimble: F  | Biconic (Navtec): N  | | | | | | | | | | | | | | | | | | | | | | | | | | | | |
| <p>3 What type of drum do you want? - Mark S or D</p> <table border="1"> <tr> <td>Spool: S </td> <td>Drum: D </td> </tr> </table> | Spool: S  | Drum: D  | <p><u>NEX STR 5.0 - NS</u> ↑</p> | <ul style="list-style-type: none"> The spool version provides optimal sail luff and is used in conjunction with a continuous furling line. The drum version can be simply fitted to the deck and uses a classic furling line (1 strand). | | | | | | | | | | | | | | | | | | | | | | | | | |
| Spool: S  | Drum: D  | | | | | | | | | | | | | | | | | | | | | | | | | | | | |
| <p>4 What are the deck terminals? - Mark E, L or P</p> <table border="1"> <tr> <td>Eye: E </td> <td>Lashing eye: L </td> <td>Purchase: P </td> </tr> </table> | Eye: E  | Lashing eye: L  | Purchase: P  | <p><u>NEX STR 5.0 - NSE</u> ↑</p> | <ul style="list-style-type: none"> Eye end fitting: Fitted with a toggle for classic metal fittings. Lashing eye end fitting: a light and performance-enhancing solution. Fitted with a loop to make a light anchoring point The friction purchase allows the stay to be adjusted from below. 4:1 Adjustments. Loop may be fastened. | | | | | | | | | | | | | | | | | | | | | | | | |
| Eye: E  | Lashing eye: L  | Purchase: P  | | | | | | | | | | | | | | | | | | | | | | | | | | | |
| <p>5 What are the mast terminals? - Mark E or L</p> <table border="1"> <tr> <td>Eye: E </td> <td>Lashing eye: L </td> </tr> </table> | Eye: E  | Lashing eye: L  | <p><u>NEX STR 5.0 - NSEE</u> ↑</p> | <ul style="list-style-type: none"> Eye end fitting: a simple and reliable solution for fitting the swivel to the mast. Fitted with a toggle for classic metal fittings. Lashing eye end fitting: a light and performance-enhancing solution. Fitted with a loop to make a light anchoring point | | | | | | | | | | | | | | | | | | | | | | | | | |
| Eye: E  | Lashing eye: L  | | | | | | | | | | | | | | | | | | | | | | | | | | | | |
| <p>Part number of the complete stayfurler</p> | <p><u>NEX STR 5.0 - NSEE</u></p> | | | | | | | | | | | | | | | | | | | | | | | | | | | | |

See comparison table on page 8



NEX
HYBRID
FLYING SAIL FURLERS
SWIVEL HOOKS
STAYFURLERS

Advantages for the crew

- > Improve the performance of your yacht
- > Easy handling
- > Makes furling easy
- > Ideal for solo or short-handed sailing

Examples of boats using NEX Hybrid

- > 60 feet IMOCA: Bureau Vallée 2, PRB, Banque Populaire X, MACSF, Arkea
- > Maxi trimaran IDEC SPORT
- > Solo maxi trimaran Banque Populaire VII
- > Maxi trimaran Spindrift 2
- > Mega Yachts

Sail types

- > Sails fitted to a furler
- > Ideal for hooked-on sails

and some records:

> Vendee Globe 2020 / 2021

Victory: Yannick Bestaven on Maître Coq IV

3rd place : Louis Burton on Bureau Vallée II

> **Transat Jacques Vabre:** 1st Place - Class 40 Crédit Mutuel

> **Route du Rhum 2018:** 1st place - IDEC Sport

> **Vendée Globe 2016 - 2017:** 1st place - 4th place

> **Jules Verne Trophy:** record on IDEC Sport



| | Swivel lock 4T | Swivel lock 6T | Swivel lock 8T |
|----------------------|-------------------------|-------------------------|------------------------|
| Working load | 4 tons | 6 tons | 8 tons |
| Breaking load | 7 tonnes | 12 tonnes | 16 tonnes |
| Weight | 500 gr | 1100 g | 1450 g |
| Height | hooked position :155 mm | hooked position :194 mm | hooked position:194 mm |
| Width fork | 19 mm | 22 mm | 22 mm |
| Pin dia | 12 mm | 14 mm | 18 mm |



| | Flying sail furler NEX6.X | | Flying sail furler NEX 8.X | | |
|----------------------|---|-----------|----------------------------|--------|--------|
| | Spool | Swivel | Spool | Drum | Swivel |
| Working load | 6 tons | | 8 tons | | |
| Breaking load | 12 tons | | 18 tons | | |
| Weight | 1570 g | 800 g | 1670 g | 2120 g | 850 g |
| Height | 121 mm | 104.50 mm | 124 mm | 124 mm | 107 mm |
| Width fork | 22 mm | | 22 mm | | |
| Terminals | As standard: loop - others: solidsheave eye, 4:1 diablo | | | | |

NEX 6.X
Top Down Version



NEX 8.X
Spool version



| | STAYFURLER: NEXSTR 8.X | | | NEXSTR 10.X | |
|----------------------|---|--------|--------|-------------|--------|
| | Spool | Drum | Swivel | Drum | Swivel |
| Working load | 9.5 tonnes | | | 10 tonnes | |
| Breaking load | 19 tonnes | | | 20 tonnes | |
| Weight | 1880 g | 1700 g | 870 g | 2930 g | 1080 g |
| Height | 124 mm | 124 mm | 107 mm | 117.50 mm | 136.50 |
| Width fork | 22 mm | | | 22 mm | |
| Terminals | As standard: loop - others: solidsheave eye, 4:1 diablo | | | | |

NEX 8.X
Drum version



For larger sizes: 9.0, 12.0, 20.0, 25.0, 30.0, please contact us.

TECHNICAL DOCUMENTS

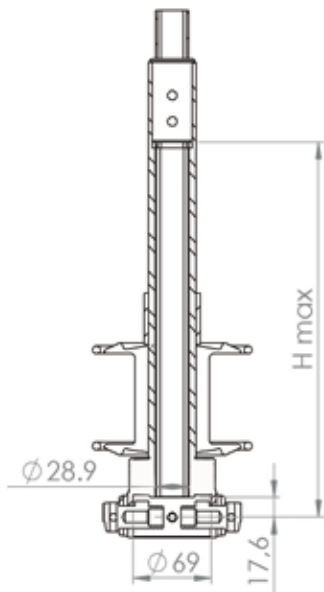
WEIGHT OF THE DIFFERENT COMPONENTS IN KG

| Models | Drum mechanism | Turnbuckle cylinder | Complete Swivel | Compleat luff extrusion Kg / m | Head fitting + wrapstop |
|-------------|----------------|---------------------|-----------------|--------------------------------|-------------------------|
| C290 | 2,09 | included | 0,54 | 0,557 | 0,16 |
| C320 | 2,08 | 0,76 | 0,58 | 0,661 | 0,18 |
| C350 | 3,12 | 0,82 | 0,84 | 0,728 | 0,32 |
| C420 | 3,43 | 0,87 | 1,07 | 0,933 | 0,38 |
| C430 | 3,51 | 0,87 | 1,73 | 0,933 | 0,38 |
| C480 | 6,06 | 1,79 | 2,08 | 1,2 | 0,56 |
| C520 | 6,06 | 2,22 | 2,08 | 1,46 | 0,57 |
| C530 | 6,06 | 2,22 | 2,37 | 2,8 | 0,57 |
| | | | | | |
| R250 | 1,6 | 0,45 | 0,51 | 0,383 | 0,06 |
| R350 | 2,16 | 0,63 | 0,85 | 0,638 | 0,18 |
| R420 | 3,75 | 0,94 | 0,98 | 0,835 | 0,36 |
| R430 | 3,75 | 0,94 | 1,68 | 0,835 | 0,36 |
| R480 | 6,09 | 1,79 | 2,08 | 1,2 | 0,44 |

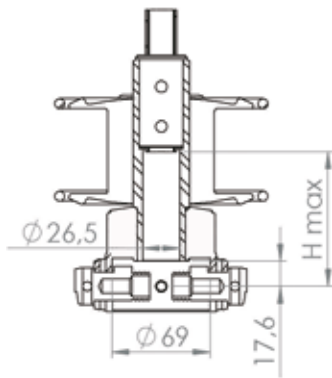
DRUM CAPACITY FOR HEADSAIL SYSTEMS AND SUGGESTED FURLING LINE DIAMETERS

| Model | Ø Forestay mm (") | Boat length m (ft) | Forestay length | Max. genoa area | Ø luff mm (inch) | Ø furling line mm (inch) | Drum capacity m (ft) | Maximum LP |
|-------------|--------------------------|--------------------------|-----------------|--------------------|------------------|--------------------------|----------------------------|---------------------------|
| C260 | 5 (13/64") | 5 to 8 m | 6.5 à 8,5 m | 15 m ² | 6 (15/64") | 6 (15/64") | 7,6 m (25') | 4 m (13') |
| C290 | 6,35 (1/4") / 7* (9/32") | 7 to 10 m | 10 à 14 m | 30 m ² | 5 (13/64") | 6 (15/64") 8 (5/16") | 13 m (42') 7,5 m (25') | 8 m (26') 3 m (10') |
| C320 | 7 (9/32") / 8* (5/16") | 9,5 to 12 m | 12 à 16 m | 40 m ² | 5 (13/64") | 6 (15/64") 8 (5/16") | 26,2 m (85') 14,7 m (46') | 17 m (56') 7 m (23') |
| C350 | 8 (5/16") / 10* (3/8") | 11,5 to 13,5 m | 14 à 18 m | 55 m ² | 5 (13/64") | 8 (5/16") 10 (3/8") | 23,2 m (75') 14,9 m (49') | 19 m (62') 7 m (23') |
| C420 | 10 (3/8") / 12,7* (1/2") | 13 to 15 m | 16 à 20 m | 80 m ² | 5 (13/64") | 8 (5/16") 10 (3/8") | 31,4 m (101') 20,1 m (65') | 26 m (86') 12,5 m (41') |
| C430 | 12,7 (1/2") | 14 to 16 m | 18 à 22 m | 100 m ² | 5 (13/64") | 8 (5/16") 10 (3/8") | 31,4 m (101') 20,1 m (65') | 26 m (86') 12,5 m (41') |
| C480 | 14,3 (9/16") | 14,5 to 18,5 m | 18 à 22 m | 120 m ² | 6 (15/64") | 10 (3/8") 12 (1/2") | 30 m (98') 22 m (72') | 26,5 m (81') 14,5 m (45') |
| C520 | 16 (5/8") / 19* (3/4") | 16,5 to 18,5 m | 20 à 24 m | 140 m ² | 6 (15/64") | 10 (3/8") 12 (1/2") | 30 m (98') 22 m (72') | 26,5 m (81') 14,5 m (45') |
| C530 | 19 (3/4") | 18,5 to 26 m | 22 à 26 m | 220 m ² | 6 (15/64") | 10 (3/8") 12 (1/2") | 30 m (98') 22 m (72') | 26,5 m (81') 14,5 m (45') |
| | | | | | | | | |
| R250 | 6,35 (1/4") | 6 à 9 m (19'-30') | 8 à 12 m | 30 m ² | 5 (13/64") | 6 (15/64") 8 (5/16") | 11,1 m 6,2 m | 4,5 m (13') 2,5 m (8') |
| R350 | 8 (5/16") | 9,5 to 12,5 m (31'-41') | 12 - 16 m | 45 m ² | 5 (13/64") | 6 (15/64") 8 (5/16") | 26,2 m 14,7 m | 17 m (56') 7 m (23') |
| R420 | 10 (3/8") | 11,5 to 14,5 m (37'-47') | 14 - 18 m | 70 m ² | 5 (13/64") | 8 (5/16") 10 (3/8") | 31,4 m 20,1 m | 26 m (86') 12,5 m (41') |
| R430 | 11,1 (7/16") | 13 to 16,5 m (43'-54') | 16 - 20 m | 90 m ² | 5 (13/64") | 8 (5/16") 10 (3/8") | 31,4 m 20,1 m | 26 m (86') 12,5 m (41') |
| R480 | 12,7 (1/2") | 15,5 to 20 m (52'-65') | 18 - 22 m | 100 m ² | 6 (15/64") | 10 (3/8") 12 (1/2") | 30 m (98') 22 m (72') | 26,5 m (86') 14,5 m (45') |

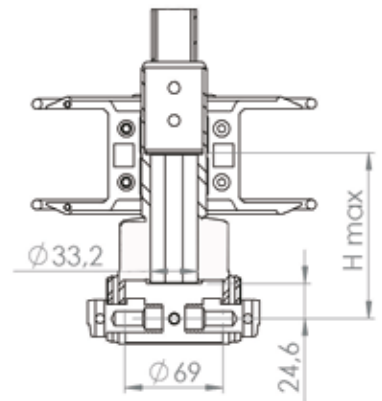
INNER DIMENSIONS OF DRUM MECHANISM



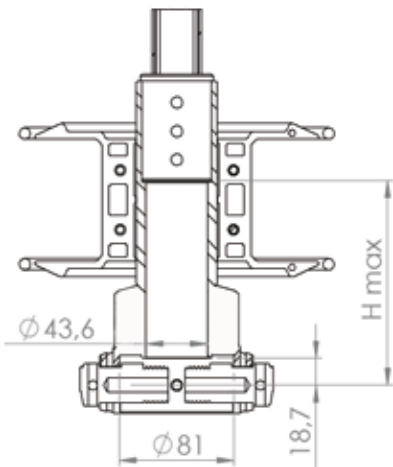
C290 - R250SP



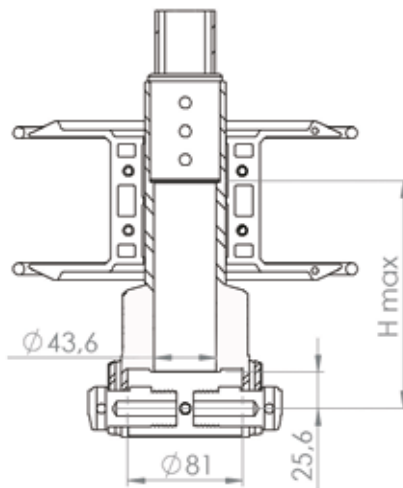
R250



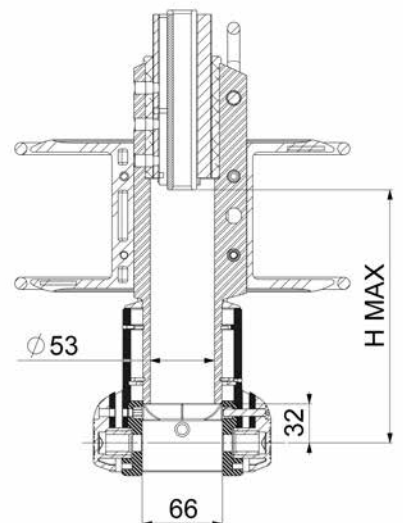
C320 - R350



C320SP - C350
C350SP - C420SP
C430SP - R350SP
R420SP - R430SP



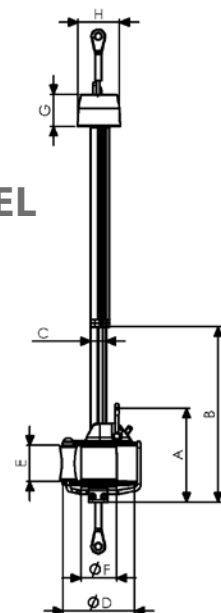
C420 - C430
R420 - R430



C480 - C520
C530 - R480

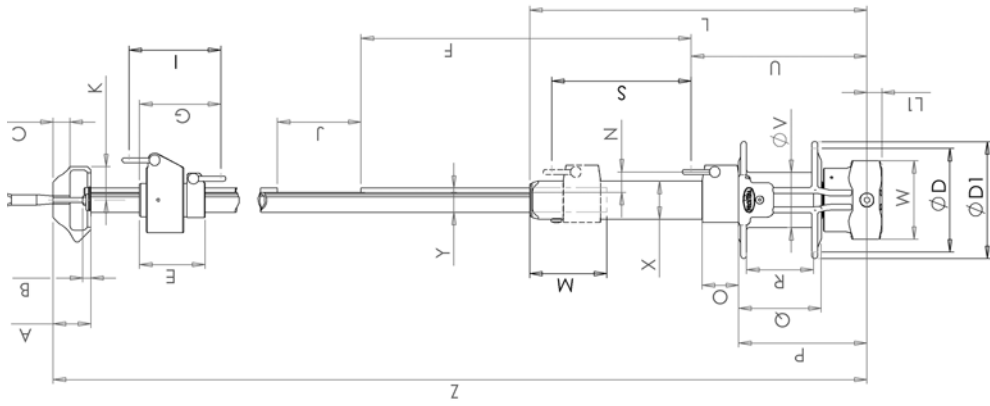
DIMENSIONS OF C260 MODEL

| | mm | ins |
|---|-----|-----------|
| A | 150 | 5 29/32" |
| B | 575 | 1'10 5/8" |
| C | 26 | 1 1/32" |
| D | 115 | 4 17/32" |
| E | 56 | 2 13/64" |
| F | 56 | 2 13/64" |
| G | 67 | 2 41/64" |
| H | 50 | 1 63/64" |

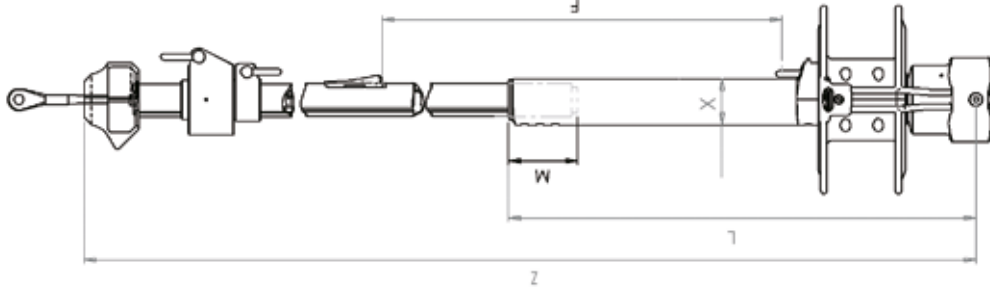


**C290 MODEL &
BELOW DECK FITTING**

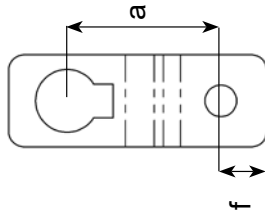
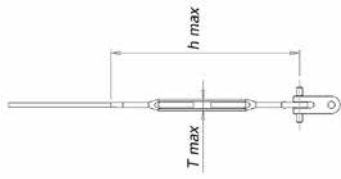
DIMENSIONS FOR MODELS FROM C320 TO C430 - R250 TO R430



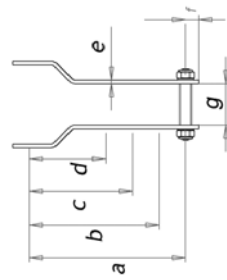
Standard fitting



with turnbuckle
cylinder



Short link plates



Long link plates

DIMENSIONS OF C290, C320, C350, C420, C430 MODELS

| | C290 | | | | C320 | | | | C350 | | | | C420 | | | | C430 | | | |
|-------------------|---------------|----------|---------------------|------------|--------------|------------|---------------------|------------|--------------|------------|---------------------|-----------|--------------|----------|---------------------|-----------|--------------|----------|---------------------|-----------|
| | Standard | | Turnbuckle cylinder | | Standard | | Turnbuckle cylinder | | Standard | | Turnbuckle cylinder | | Standard | | Turnbuckle cylinder | | Standard | | Turnbuckle cylinder | |
| | mm | ins | mm | ins | mm | ins | mm | ins | mm | ins | mm | ins | mm | ins | mm | ins | mm | ins | mm | ins |
| A | 44 | 1 7/8" | 44 | 1 7/8" | 68 | 2 3/4" | 68 | 2 3/4" | 68 | 2 3/4" | 68 | 2 3/4" | 68 | 2 3/4" | 68 | 2 3/4" | 68 | 2 3/4" | 68 | 2 3/4" |
| B | 10 | 3/8" | 10 | 3/8" | 10 | 3/8" | 10 | 3/8" | 10 | 3/8" | 10 | 3/8" | 10 | 3/8" | 10 | 3/8" | 10 | 3/8" | 10 | 3/8" |
| C | 22 | 5/8" | 22 | 5/8" | 28 | 1 1/4" | 28 | 1 1/4" | 28 | 1 1/4" | 28 | 1 1/4" | 28 | 1 1/4" | 28 | 1 1/4" | 28 | 1 1/4" | 28 | 1 1/4" |
| D | 120 | 4 3/4" | 180 | 7 1/2" | 200 | 7 7/8" | 200 | 7 7/8" | 200 | 7 7/8" | 200 | 7 7/8" | 200 | 7 7/8" | 200 | 7 7/8" | 200 | 7 7/8" | 200 | 7 7/8" |
| ØD1 | 140 | 5 3/4" | 200 | 7 7/8" | 222 | 8 3/4" | 222 | 8 3/4" | 222 | 8 3/4" | 222 | 8 3/4" | 222 | 8 3/4" | 222 | 8 3/4" | 222 | 8 3/4" | 222 | 8 3/4" |
| E | 79 | 3 1/8" | 79 | 3 1/8" | 103 | 4 1/16" | 103 | 4 1/16" | 103 | 4 1/16" | 103 | 4 1/16" | 103 | 4 1/16" | 103 | 4 1/16" | 103 | 4 1/16" | 103 | 4 1/16" |
| F | 293 | 11 1/2" | 461 | 16 1/4" | 442 | 15 1/2" | 442 | 15 1/2" | 442 | 15 1/2" | 442 | 15 1/2" | 442 | 15 1/2" | 442 | 15 1/2" | 442 | 15 1/2" | 442 | 15 1/2" |
| G | 96 | 3 3/4" | 96 | 3 3/4" | 125 | 4 7/8" | 125 | 4 7/8" | 125 | 4 7/8" | 125 | 4 7/8" | 125 | 4 7/8" | 125 | 4 7/8" | 125 | 4 7/8" | 125 | 4 7/8" |
| Hmax | 320 | 1 5/8" | 110 | 4 21/64" | 424 | 1 4 3/4" | 137 | 5 25/64" | 457 | 1 5 63/64" | 154 | 6 1/16" | 154 | 6 1/16" | 154 | 6 1/16" | 154 | 6 1/16" | 154 | 6 1/16" |
| I | 109 | 4 1/2" | 109 | 4 1/2" | 142 | 5 19/32" | 142 | 5 19/32" | 142 | 5 19/32" | 142 | 5 19/32" | 142 | 5 19/32" | 142 | 5 19/32" | 142 | 5 19/32" | 142 | 5 19/32" |
| J | 100 | 3 7/8" | 72 | 2 53/64" | 72 | 2 53/64" | 72 | 2 53/64" | 72 | 2 53/64" | 72 | 2 53/64" | 72 | 2 53/64" | 72 | 2 53/64" | 72 | 2 53/64" | 72 | 2 53/64" |
| K | 33 | 1 1/4" | 33 | 1 1/4" | 47 | 1 27/32" | 47 | 1 27/32" | 47 | 1 27/32" | 47 | 1 27/32" | 47 | 1 27/32" | 47 | 1 27/32" | 47 | 1 27/32" | 47 | 1 27/32" |
| L | 404 | 1 3 7/8" | 181 | 7 1/4" | 495 | 1 7 1/2" | 220 | 8 3/4" | 540 | 1 9 1/4" | 236 | 9 19/64" | 236 | 9 19/64" | 236 | 9 19/64" | 236 | 9 19/64" | 236 | 9 19/64" |
| L1 | 18 | 45/64" | 18 | 45/64" | 20 | 25/32" | 20 | 25/32" | 20 | 25/32" | 20 | 25/32" | 20 | 25/32" | 20 | 25/32" | 20 | 25/32" | 20 | 25/32" |
| M | 78 | 35/64" | 64 | 2 33/64" | 75 | 2 15/16" | 75 | 2 15/16" | 75 | 2 15/16" | 75 | 2 15/16" | 75 | 2 15/16" | 75 | 2 15/16" | 75 | 2 15/16" | 75 | 2 15/16" |
| N | 25 | 63/64" | 17 | 43/64" | 21 | 53/64" | 21 | 53/64" | 21 | 53/64" | 21 | 53/64" | 21 | 53/64" | 21 | 53/64" | 21 | 53/64" | 21 | 53/64" |
| O | 45 | 1 49/64" | | | | | | | | | | | | | | | | | | |
| P | 150 | 5 29/32" | 157 | 6 3/16" | 184 | 7 1/4" | 184 | 7 1/4" | 184 | 7 1/4" | 184 | 7 1/4" | 184 | 7 1/4" | 184 | 7 1/4" | 184 | 7 1/4" | 184 | 7 1/4" |
| Q | 98 | 3 55/64" | 88 | 3 15/32" | 108 | 4 1/4" | 108 | 4 1/4" | 108 | 4 1/4" | 108 | 4 1/4" | 108 | 4 1/4" | 108 | 4 1/4" | 108 | 4 1/4" | 108 | 4 1/4" |
| R | 80 | 3 5/32" | 66 | 2 19/32" | 66 | 2 19/32" | 66 | 2 19/32" | 66 | 2 19/32" | 66 | 2 19/32" | 66 | 2 19/32" | 66 | 2 19/32" | 66 | 2 19/32" | 66 | 2 19/32" |
| S | 170 | 6 11/64" | | | | | | | | | | | | | | | | | | |
| Tmax | 29 | 1 9/64" | 32 | 1 17/64" | 42 | 1 21/32" | 42 | 1 21/32" | 42 | 1 21/32" | 42 | 1 21/32" | 42 | 1 21/32" | 42 | 1 21/32" | 42 | 1 21/32" | 42 | 1 21/32" |
| U | 213 | 8 25/64" | 199 | 7 53/64" | 245 | 9 41/64" | 245 | 9 41/64" | 245 | 9 41/64" | 245 | 9 41/64" | 245 | 9 41/64" | 245 | 9 41/64" | 245 | 9 41/64" | 245 | 9 41/64" |
| V | 66 | 2 19/32" | 92 | 3 5/8" | 105 | 4 9/64" | 105 | 4 9/64" | 105 | 4 9/64" | 105 | 4 9/64" | 105 | 4 9/64" | 105 | 4 9/64" | 105 | 4 9/64" | 105 | 4 9/64" |
| W | 97 | 3 13/16" | 97 | 3 13/16" | 115 | 4 17/32" | 115 | 4 17/32" | 115 | 4 17/32" | 115 | 4 17/32" | 115 | 4 17/32" | 115 | 4 17/32" | 115 | 4 17/32" | 115 | 4 17/32" |
| X | 46 | 1 13/16" | | | 52 | 2 3/64" | 52 | 2 3/64" | 52 | 2 3/64" | 52 | 2 3/64" | 52 | 2 3/64" | 52 | 2 3/64" | 52 | 2 3/64" | 52 | 2 3/64" |
| Y | 29 | 1 9/64" | 32 | 1 17/64" | 35 | 13/8" | 35 | 13/8" | 35 | 13/8" | 35 | 13/8" | 35 | 13/8" | 35 | 13/8" | 35 | 13/8" | 35 | 13/8" |
| Z | 10370 | 34 1/4" | 12160 | 39 10 3/4" | 12475 | 39 10 3/4" | 14215 | 46 7 3/4" | 14535 | 47 8 1/4" | 16230 | 53 2 | 16230 | 53 2 | 16230 | 53 2 | 16230 | 53 2 | 16230 | 53 2 |
| Short link plates | | | | | | | | | | | | | | | | | | | | |
| a | 50 (1 31/32") | | 50 (1 31/32") | | 55 (2 5/32") | | 55 (2 5/32") | | 55 (2 5/32") | | 55 (2 5/32") | | 55 (2 5/32") | | 55 (2 5/32") | | 55 (2 5/32") | | 55 (2 5/32") | |
| f | 15 (19/32") | | 15 (19/32") | | 20 (25/32") | | 20 (25/32") | | 20 (25/32") | | 20 (25/32") | | 20 (25/32") | | 20 (25/32") | | 20 (25/32") | | 20 (25/32") | |
| Link plates | | | | | | | | | | | | | | | | | | | | |
| a | 180 | 7 3/32" | 340 | 1 1 11/12" | 180 | 7 3/32" | 500 | 1 7 11/16" | 200 | 7 7/8" | 500 | 1 7 3/4" | 200 | 7 7/8" | 500 | 1 7 3/4" | 200 | 7 7/8" | 500 | 1 7 3/4" |
| b | 145 | 5 45/64" | 305 | 1 1/64" | 145 | 5 7/8" | 465 | 1 6 5/16" | 165 | 6 3/4" | 465 | 1 6 5/16" | 165 | 6 3/4" | 465 | 1 6 5/16" | 165 | 6 3/4" | 465 | 1 6 5/16" |
| c | 110 | 4 21/64" | 270 | 10 5/8" | 110 | 4 21/64" | 430 | 1 4 7/8" | 130 | 5 1/2" | 430 | 1 4 7/8" | 130 | 5 1/2" | 430 | 1 4 7/8" | 130 | 5 1/2" | 430 | 1 4 7/8" |
| d | 75 | 2 61/64" | 235 | 9 1/4" | 75 | 2 61/64" | 395 | 1 3 9/16" | 95 | 4 5/16" | 395 | 1 3 9/16" | 95 | 4 5/16" | 395 | 1 3 9/16" | 95 | 4 5/16" | 395 | 1 3 9/16" |
| e | 4 | 5/32" | 4 | 5/32" | 4 | 5/32" | 4 | 5/32" | 4 | 5/32" | 4 | 5/32" | 4 | 5/32" | 4 | 5/32" | 4 | 5/32" | 4 | 5/32" |
| f | 16 | 19/32" | 16 | 19/32" | 16 | 19/32" | 16 | 43/64" | 16 | 19/32" | 16 | 43/64" | 16 | 19/32" | 16 | 43/64" | 16 | 19/32" | 16 | 43/64" |
| g | 41 | 1 39/64" | 41 | 1 39/64" | 41 | 1 39/64" | 41 | 1 39/64" | 41 | 1 39/64" | 41 | 1 39/64" | 41 | 1 39/64" | 41 | 1 39/64" | 41 | 1 39/64" | 41 | 1 39/64" |

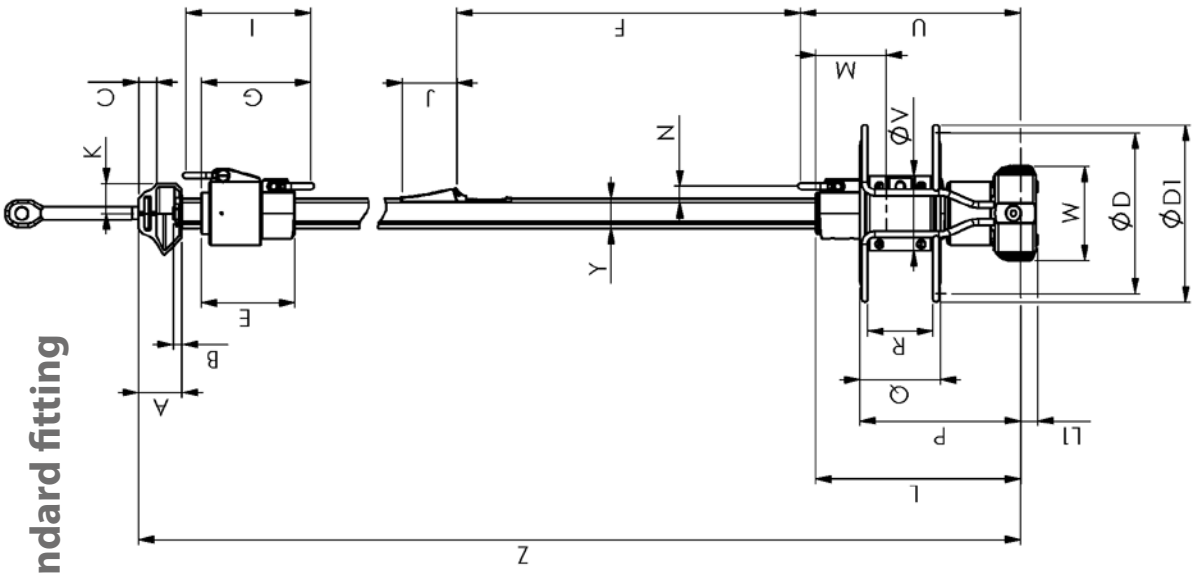
DIMENSIONS OF R250, R350, R420, R430 MODELS

| | R250 | | | | | | R350 | | | | | | R420 | | | | | | R430 | | | | | | |
|--------------------------|----------|--------------|-----|---------------------|------------|-----------|-------------|-----------|-------------|---------------------|--------------|-----------|-------------|-----------|------------|---------------------|--------------|-----------|------------|-----------|--------------|---------------------|------------|--------------|--------------|
| | Standard | | | Turnbuckle cylinder | | | Standard | | | Turnbuckle cylinder | | | Standard | | | Turnbuckle cylinder | | | Standard | | | Turnbuckle cylinder | | | |
| | mm | ins | | mm | ins | | mm | ins | | mm | ins | | mm | ins | | mm | ins | | mm | ins | | mm | ins | | |
| A | 32 | 1 7/64" | | See Standard | 44 | 1 47/64" | 68 | 2 43/64" | 68 | 2 43/64" | See Standard | 68 | 2 43/64" | 68 | 2 43/64" | See Standard | 68 | 2 43/64" | 68 | 2 43/64" | See Standard | 68 | 2 43/64" | See Standard | |
| B | 10 | 13/32" | | See Standard | 10 | 13/32" | 10 | 13/32" | 10 | 13/32" | See Standard | 10 | 13/32" | 10 | 13/32" | See Standard | 10 | 13/32" | 10 | 13/32" | See Standard | 10 | 13/32" | See Standard | |
| C | 16 | 5/8" | | See Standard | 22 | 55/64" | 28 | 17/64" | 28 | 17/64" | See Standard | 28 | 17/64" | 28 | 17/64" | See Standard | 28 | 17/64" | 28 | 17/64" | See Standard | 28 | 17/64" | See Standard | |
| D | 130 | 5 1/8" | | See Standard | 180 | 7 3/32" | 220 | 8 21/32" | 220 | 8 21/32" | See Standard | 220 | 8 21/32" | 220 | 8 21/32" | See Standard | 220 | 8 21/32" | 220 | 8 21/32" | See Standard | 220 | 8 21/32" | See Standard | |
| ØD1 | 150 | 5 29/32" | | See Standard | 200 | 7 7/8" | 242 | 9 17/32" | 242 | 9 17/32" | See Standard | 242 | 9 17/32" | 242 | 9 17/32" | See Standard | 242 | 9 17/32" | 242 | 9 17/32" | See Standard | 242 | 9 17/32" | See Standard | |
| E | 79 | 3 1/8" | | See Standard | 103 | 4 1/16" | 103 | 4 1/16" | 103 | 4 1/16" | See Standard | 103 | 4 1/16" | 103 | 4 1/16" | See Standard | 140 | 5 33/64" | 140 | 5 33/64" | See Standard | 140 | 5 33/64" | See Standard | |
| F | 460 | 1' 6 7/64" | 731 | 2' 4 3/4" | 461 | 1' 6 1/4" | 775 | 2' 6 1/2" | 442 | 1' 5 1/2" | 808 | 2' 7 3/4" | 442 | 1' 5 1/2" | 808 | 2' 7 3/4" | 442 | 1' 5 1/2" | 442 | 1' 5 1/2" | 808 | 2' 7 3/4" | 808 | 2' 7 3/4" | |
| G | 96 | 3 25/32" | | See Standard | 125 | 4 7/8" | 126 | 4 61/64" | 126 | 4 61/64" | See Standard | 126 | 4 61/64" | 126 | 4 61/64" | See Standard | 170 | 6 11/16" | 170 | 6 11/16" | See Standard | 170 | 6 11/16" | See Standard | |
| H max | 88 | 3 15/32" | | 359 | 1' 2 1/4" | 110 | 4 21/64" | 424 | 1' 4 3/4" | 154 | 6 1/16" | 520 | 1' 8 1/2" | 154 | 6 1/16" | 520 | 1' 8 1/2" | 154 | 6 1/16" | 520 | 1' 8 1/2" | 520 | 1' 8 1/2" | 520 | 1' 8 1/2" |
| I | 109 | 4 19/64" | | See Standard | 142 | 5 19/32" | 144 | 5 43/64" | 144 | 5 43/64" | See Standard | 144 | 5 43/64" | 144 | 5 43/64" | See Standard | 196 | 7 3/4" | 196 | 7 3/4" | See Standard | 196 | 7 3/4" | See Standard | |
| J | 72 | 2 53/64" | | See Standard | 72 | 2 53/64" | 72 | 2 53/64" | 72 | 2 53/64" | See Standard | 72 | 2 53/64" | 72 | 2 53/64" | See Standard | 72 | 2 53/64" | 72 | 2 53/64" | See Standard | 72 | 2 53/64" | See Standard | |
| K | 25 | 63/64" | | See Standard | 33 | 1 1/4" | 33 | 1 1/4" | 47 | 1 27/32" | 47 | 1 27/32" | 47 | 1 27/32" | 47 | 1 27/32" | See Standard | 47 | 1 27/32" | 47 | 1 27/32" | See Standard | 47 | 1 27/32" | See Standard |
| L | 163 | 6 27/64" | | 434 | 1' 5 3/32" | 181 | 7 1/4" | 495 | 1' 7 1/2" | 236 | 9 19/64" | 601 | 1' 11 1/2" | 236 | 9 19/64" | 601 | 1' 11 1/2" | 236 | 9 19/64" | 601 | 1' 11 1/2" | 601 | 1' 11 1/2" | 601 | 1' 11 1/2" |
| L1 | 18 | 45/64" | | See Standard | 18 | 45/64" | 20 | 25/32" | 20 | 25/32" | See Standard | 20 | 25/32" | 20 | 25/32" | See Standard | 20 | 25/32" | 20 | 25/32" | See Standard | 20 | 25/32" | See Standard | |
| M | 68 | 2 43/64" | | See Standard | 64 | 2 33/64" | 75 | 2 15/16" | 75 | 2 15/16" | See Standard | 75 | 2 15/16" | 75 | 2 15/16" | See Standard | 75 | 2 15/16" | 75 | 2 15/16" | See Standard | 75 | 2 15/16" | See Standard | |
| N | 15 | 19/32" | | See Standard | 15 | 19/32" | 17 | 43/64" | 17 | 43/64" | See Standard | 17 | 43/64" | 17 | 43/64" | See Standard | 17 | 43/64" | 17 | 43/64" | See Standard | 17 | 43/64" | See Standard | |
| O | | | | | | | | | | | | | | | | | | | | | | | | | |
| P | 133 | 5 15/44" | | See Standard | 157 | 6 3/16" | 203 | 7 63/64" | 203 | 7 63/64" | See Standard | 203 | 7 63/64" | 203 | 7 63/64" | See Standard | 203 | 7 63/64" | 203 | 7 63/64" | See Standard | 203 | 7 63/64" | See Standard | |
| Q | 74 | 2 29/32" | | See Standard | 88 | 3 15/32" | 115 | 4 17/32" | 115 | 4 17/32" | See Standard | 115 | 4 17/32" | 115 | 4 17/32" | See Standard | 115 | 4 17/32" | 115 | 4 17/32" | See Standard | 115 | 4 17/32" | See Standard | |
| R | 60 | 2 23/64" | | See Standard | 66 | 2 19/32" | 90 | 3 9/16" | 90 | 3 9/16" | See Standard | 90 | 3 9/16" | 90 | 3 9/16" | See Standard | 90 | 3 9/16" | 90 | 3 9/16" | See Standard | 90 | 3 9/16" | See Standard | |
| S | | | | | | | | | | | | | | | | | | | | | | | | | |
| T max | 26 | 1 1/32" | | See Standard | 32 | 1 17/64" | 42 | 1 21/32" | 42 | 1 21/32" | See Standard | 42 | 1 21/32" | 42 | 1 21/32" | See Standard | 42 | 1 21/32" | 42 | 1 21/32" | See Standard | 42 | 1 21/32" | See Standard | |
| U | 165 | 6 1/2" | | See Standard | 199 | 7 53/64" | 262 | 10 1/2" | 262 | 10 1/2" | See Standard | 262 | 10 1/2" | 262 | 10 1/2" | See Standard | 262 | 10 1/2" | 262 | 10 1/2" | See Standard | 262 | 10 1/2" | See Standard | |
| V | 76 | 2 63/64" | | See Standard | 92 | 3 5/8" | 105 | 4 9/64" | 105 | 4 9/64" | See Standard | 105 | 4 9/64" | 105 | 4 9/64" | See Standard | 105 | 4 9/64" | 105 | 4 9/64" | See Standard | 105 | 4 9/64" | See Standard | |
| W | 97 | 3 13/16" | | See Standard | 97 | 3 13/16" | 115 | 4 17/32" | 115 | 4 17/32" | See Standard | 115 | 4 17/32" | 115 | 4 17/32" | See Standard | 115 | 4 17/32" | 115 | 4 17/32" | See Standard | 115 | 4 17/32" | See Standard | |
| X | | | | 40 | 1 37/64" | | 52 | 2 1/16" | | 60 | 2 23/64" | | 60 | 2 23/64" | | 60 | 2 23/64" | | 60 | 2 23/64" | | 60 | 2 23/64" | | |
| Y | 25 | 63/64" | | See Standard | 35 | 13/8" | 42 | 1 21/32" | 42 | 1 21/32" | See Standard | 42 | 1 21/32" | 42 | 1 21/32" | See Standard | 42 | 1 21/32" | 42 | 1 21/32" | See Standard | 42 | 1 21/32" | See Standard | |
| Z | 8127 | 26' 7 63/64" | | 8398 | 27' 6 1/2" | 12160 | 39' 10 3/4" | 12475 | 40' 11 1/4" | 14230 | 46' 8 1/4" | 14595 | 47' 10 5/8" | 16230 | 53' 2" | 16595 | 54' 5" | | | | | | | | |
| Short link plates | | | | | | | | | | | | | | | | | | | | | | | | | |
| a | 50 | (1 32/32") | | 50 | (1 32/32") | 50 | (1 32/32") | 50 | (1 32/32") | 55 | (2 5/32") | 55 | (2 5/32") | 55 | (2 5/32") | 55 | (2 5/32") | 55 | (2 5/32") | 55 | (2 5/32") | 55 | (2 5/32") | 55 | (2 5/32") |
| f | 15 | (19/32") | | 15 | (19/32") | 15 | (19/32") | 15 | (19/32") | 20 | (25/32") | 20 | (25/32") | 20 | (25/32") | 20 | (25/32") | 20 | (25/32") | 20 | (25/32") | 20 | (25/32") | 20 | (25/32") |
| Link plates | | | | | | | | | | | | | | | | | | | | | | | | | |
| a | 340 | 1' 1 25/64" | | 180 | 7 3/32" | 340 | 1' 1 25/64" | 180 | 7 3/32" | 500 | 1' 7 3/4" | 200 | 7 7/8" | 500 | 1' 7 3/4" | 250 | 9 27/32" | 500 | 1' 7 3/4" | 500 | 1' 7 3/4" | 500 | 1' 7 3/4" | 250 | 9 27/32" |
| b | 305 | 1' 1/64" | | 145 | 5 7/8" | 305 | 1' 1/64" | 145 | 5 7/8" | 465 | 1' 6 5/16" | 165 | 6 3/4" | 465 | 1' 6 5/16" | 215 | 8 1/4" | 465 | 1' 6 5/16" | 465 | 1' 6 5/16" | 465 | 1' 6 5/16" | 215 | 8 1/4" |
| c | 270 | 10 5/8" | | 110 | 4 23/32" | 270 | 10 5/8" | 110 | 4 23/32" | 430 | 1' 4 7/8" | 130 | 5 1/2" | 430 | 1' 4 7/8" | 180 | 6 3/4" | 430 | 1' 4 7/8" | 430 | 1' 4 7/8" | 430 | 1' 4 7/8" | 180 | 6 3/4" |
| d | 235 | 9 1/4" | | 75 | 3 9/16" | 235 | 9 1/4" | 75 | 3 9/16" | 395 | 1' 3 9/16" | 95 | 4 5/16" | 395 | 1' 3 9/16" | 145 | 5 1/8" | 395 | 1' 3 9/16" | 395 | 1' 3 9/16" | 395 | 1' 3 9/16" | 145 | 5 1/8" |
| e | 4 | 5/32" | | 4 | 5/32" | 4 | 5/32" | 4 | 5/32" | 4 | 5/32" | 4 | 5/32" | 4 | 5/32" | 4 | 5/32" | 4 | 5/32" | 4 | 5/32" | 4 | 5/32" | 4 | 5/32" |
| f | 16 | 19/32" | | 16 | 19/32" | 16 | 19/32" | 16 | 19/32" | 16 | 19/32" | 16 | 19/32" | 16 | 19/32" | 16 | 19/32" | 16 | 19/32" | 16 | 19/32" | 16 | 19/32" | 16 | 19/32" |
| g | 41 | 1 39/64" | | 41 | 1 39/64" | 41 | 1 39/64" | 41 | 1 39/64" | 41 | 1 39/64" | 41 | 1 39/64" | 41 | 1 39/64" | 61 | 2 9/16" | 41 | 1 39/64" | 41 | 1 39/64" | 41 | 1 39/64" | 61 | 2 9/16" |

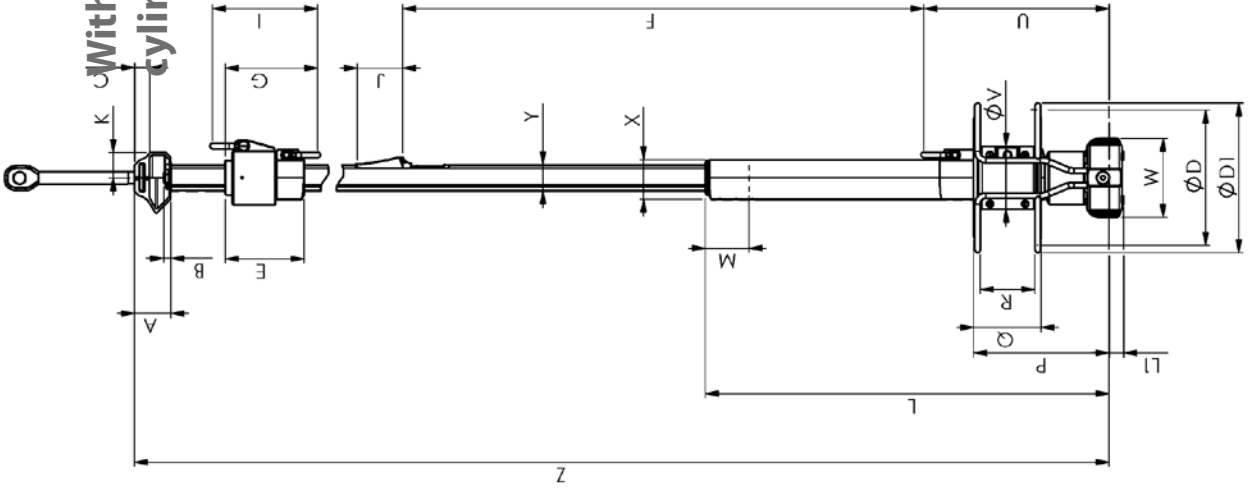
| | C480 | | | | | | R480 | | | | | | C520 | | | | | | C530 | | | | | | |
|--------------------|----------|-------------|--------|---------------------|--------------|--------|------------|-------------|------------|---------------------|--------------|------------|------------|-------------|------------|---------------------|--------------|------------|------------|-------------|------------|---------------------|--------------|------|--------|
| | Standard | | | Turnbuckle cylinder | | | Standard | | | Turnbuckle cylinder | | | Standard | | | Turnbuckle cylinder | | | Standard | | | Turnbuckle cylinder | | | |
| | mm | inch | | mm | inch | | mm | inch | | mm | inch | | mm | inch | | mm | inch | | mm | inch | | mm | inch | | |
| A | 68 | 2 43/64" | | See standard | See standard | | 68 | 2 43/64" | | See standard | See standard | | 68 | 2 43/64" | | See standard | See standard | | 68 | 2 43/64" | | See standard | See standard | | |
| B | 14 | 35/64" | | See standard | See standard | | 14 | 35/64" | | See standard | See standard | | 14 | 35/64" | | See standard | See standard | | 14 | 35/64" | | See standard | See standard | | |
| C | 28 | 1 7/64" | | See standard | See standard | | 28 | 1 7/64" | | See standard | See standard | | 28 | 1 7/64" | | See standard | See standard | | 28 | 1 7/64" | | See standard | See standard | | |
| ØD | 250 | 9 27/32" | | See standard | See standard | | 250 | 9 27/32" | | See standard | See standard | | 250 | 9 27/32" | | See standard | See standard | | 250 | 9 27/32" | | See standard | See standard | | |
| ØD1 | 276 | 10 1 55/64" | | See standard | See standard | | 276 | 10 1 55/64" | | See standard | See standard | | 276 | 10 1 55/64" | | See standard | See standard | | 276 | 10 1 55/64" | | See standard | See standard | | |
| E | 146 | 5 3/4" | | See standard | See standard | | 146 | 5 3/4" | | See standard | See standard | | 146 | 5 3/4" | | See standard | See standard | | 168 | 5 3/4" | | See standard | See standard | | |
| F | 535 | 1 9 1/8" | | See standard | See standard | | 535 | 1 9 1/8" | | See standard | See standard | | 535 | 1 9 1/8" | | See standard | See standard | | 535 | 1 9 1/8" | | 1062 | 3 5 13/16" | | |
| G | 170.5 | 6 11/16" | | See standard | See standard | | 170 | 6 11/16" | | See standard | See standard | | 170 | 6 11/16" | | See standard | See standard | | 192.5 | 6 11/16" | | See standard | See standard | | |
| H max | 205 | 8 5/64" | | See standard | See standard | | 205 | 8 5/64" | | See standard | See standard | | 205 | 8 5/64" | | See standard | See standard | | 223 | 8 5/64" | | 748 | 2 4 47/64" | | |
| I | 194 | 7 41/64" | | See standard | See standard | | 194 | 7 41/64" | | See standard | See standard | | 194 | 7 41/64" | | See standard | See standard | | 218 | 7 41/64" | | See standard | See standard | | |
| J | 84 | 3 5/16" | | See standard | See standard | | 84 | 3 5/16" | | See standard | See standard | | 84 | 3 5/16" | | See standard | See standard | | 84 | 3 5/16" | | See standard | See standard | | |
| K | 47 | 1 27/32" | | See standard | See standard | | 47 | 1 27/32" | | See standard | See standard | | 47 | 1 27/32" | | See standard | See standard | | 47 | 1 27/32" | | See standard | See standard | | |
| L | 319 | 10 9/16" | | See standard | See standard | | 319 | 10 9/16" | | See standard | See standard | | 319 | 10 9/16" | | See standard | See standard | | 337 | 10 9/16" | | 863 | 2 9 17/64" | | |
| L1 | 27 | 1 1/8" | | See standard | See standard | | 27 | 1 1/8" | | See standard | See standard | | 27 | 1 1/8" | | See standard | See standard | | 27 | 1 1/8" | | See standard | See standard | | |
| M | 100 | 3 15/16" | | See standard | See standard | | 100 | 3 15/16" | | See standard | See standard | | 100 | 3 15/16" | | See standard | See standard | | 100 | 3 15/16" | | See standard | See standard | | |
| N | 23.5 | 29/32" | | See standard | See standard | | 23.5 | 29/32" | | See standard | See standard | | 21.5 | 27/32" | | See standard | See standard | | 21.5 | 27/32" | | See standard | See standard | | |
| P | 250 | 9 27/32" | | See standard | See standard | | 250 | 9 27/32" | | See standard | See standard | | 250 | 9 27/32" | | See standard | See standard | | 268 | 9 27/32" | | See standard | See standard | | |
| Q | 125 | 4 59/64" | | See standard | See standard | | 125 | 4 59/64" | | See standard | See standard | | 125 | 4 59/64" | | See standard | See standard | | 125 | 4 59/64" | | See standard | See standard | | |
| R | 101 | 3 31/32" | | See standard | See standard | | 101 | 3 31/32" | | See standard | See standard | | 101 | 3 31/32" | | See standard | See standard | | 101 | 3 31/32" | | See standard | See standard | | |
| T max | 52 | 2 3/64" | | See standard | See standard | | 52 | 2 3/64" | | See standard | See standard | | 52 | 2 3/64" | | See standard | See standard | | 52 | 2 3/64" | | See standard | See standard | | |
| U | 342 | 1 1 15/32" | | See standard | See standard | | 342 | 1 1 15/32" | | See standard | See standard | | 342 | 1 1 15/32" | | See standard | See standard | | 360 | 1 1 15/32" | | See standard | See standard | | |
| ØV | 116 | 4 9/16" | | See standard | See standard | | 116 | 4 9/16" | | See standard | See standard | | 116 | 4 9/16" | | See standard | See standard | | 116 | 4 9/16" | | See standard | See standard | | |
| W | 146 | 5 3/4" | | See standard | See standard | | 146 | 5 3/4" | | See standard | See standard | | 146 | 5 3/4" | | See standard | See standard | | 146 | 5 3/4" | | See standard | See standard | | |
| X | - | 73 | 2 7/8" | | | | 73 | 2 7/8" | | | | 73 | 2 7/8" | | | | | 73 | 2 7/8" | | | | | 73 | 2 7/8" |
| Y | 48 | 1 57/64" | | See standard | See standard | | 48 | 1 57/64" | | See standard | See standard | | 52 | 2 3/64" | | See standard | See standard | | 52 | 2 3/64" | | See standard | See standard | | |
| Z | 18287 | 59 11 5/16" | | See standard | See standard | | 18287 | 59 11 5/16" | | See standard | See standard | | 20287 | 66 6 11/16" | | See standard | See standard | | 22305 | 73 2 5/32" | | 22830 | 74 10 13/16" | | |
| Link plates | | | | | | | | | | | | | | | | | | | | | | | | | |
| a1 | 325 | 10 51/64" | Medium | Long | Long | Medium | 325 | 10 51/64" | Long | 675 | 2 2 37/64" | Long | 325 | 10 51/64" | Medium | 675 | 2 2 37/64" | Long | 325 | 10 51/64" | Medium | 675 | 2 2 37/64" | Long | |
| a2 | 275 | 10 53/64" | Medium | Long | Long | Medium | 275 | 10 53/64" | Long | 625 | 2 0 39/64" | Long | 275 | 10 53/64" | Medium | 625 | 2 0 39/64" | Long | 275 | 10 53/64" | Medium | 625 | 2 0 39/64" | Long | |
| a3 | 225 | 8 55/64" | Medium | Long | Long | Medium | 225 | 8 55/64" | Long | 575 | 1 10 41/64" | Long | 225 | 8 55/64" | Medium | 575 | 1 10 41/64" | Long | 225 | 8 55/64" | Medium | 575 | 1 10 41/64" | Long | |
| a4 | 175 | 6 57/64" | Medium | Long | Long | Medium | 175 | 6 57/64" | Long | 525 | 1 8 43/64" | Long | 175 | 6 57/64" | Medium | 525 | 1 8 43/64" | Long | 175 | 6 57/64" | Medium | 525 | 1 8 43/64" | Long | |
| a5 | 125 | 4 59/64" | Medium | Long | Long | Medium | 125 | 4 59/64" | Long | 475 | 1 6 45/64" | Long | 125 | 4 59/64" | Medium | 475 | 1 6 45/64" | Long | 125 | 4 59/64" | Medium | 475 | 1 6 45/64" | Long | |
| a6 | | 425 | Medium | Long | Long | Medium | 425 | 1 4 47/64" | Long | 425 | 1 4 47/64" | Long | 425 | 1 4 47/64" | Medium | 425 | 1 4 47/64" | Long | 425 | 1 4 47/64" | Medium | 425 | 1 4 47/64" | Long | |
| e | 6 | 15/64" | Medium | Long | Long | Medium | 6 | 15/64" | Long | 6 | 15/64" | Long | 6 | 15/64" | Medium | 6 | 15/64" | Long | 6 | 15/64" | Medium | 6 | 15/64" | Long | |
| f | 25 | 63/64" | Medium | Long | Long | Medium | 25 | 63/64" | Long | 25 | 63/64" | Long | 25 | 63/64" | Medium | 25 | 63/64" | Long | 25 | 63/64" | Medium | 25 | 63/64" | Long | |
| g | 64 or 81 | 2 33/64" | Medium | Long | Long | Medium | 64 or 81 | 2 33/64" | Long | 64 or 81 | 2 33/64" | Long | 64 or 81 | 2 33/64" | Medium | 64 or 81 | 2 33/64" | Long | 64 or 81 | 2 33/64" | Medium | 64 or 81 | 2 33/64" | Long | |
| | 81 | or 3 3/16" | Medium | Long | Long | Medium | or 3 3/16" | Long | or 3 3/16" | or 3 3/16" | Long | or 3 3/16" | or 3 3/16" | Medium | or 3 3/16" | or 3 3/16" | Long | or 3 3/16" | or 3 3/16" | Medium | or 3 3/16" | or 3 3/16" | or 3 3/16" | Long | |

DIMENSIONS FOR C480, C520, C530 AND R480 MODELS

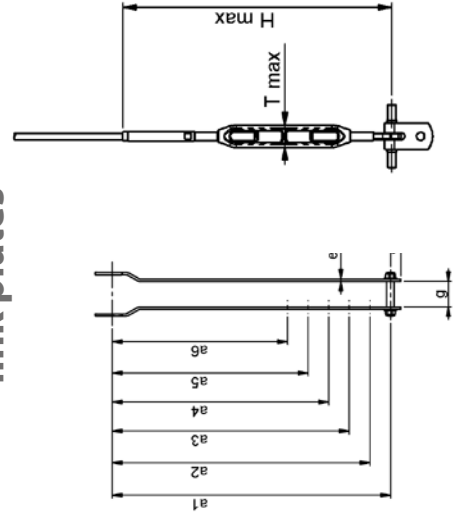
Standard fitting



With turnbuckle cylinder



Long and medium link plates



PROFURL DISTRIBUTORS PER COUNTRY

| Country | Name | Zip code | Town | Area code | Phone | E-mail |
|---------------------|------------------------------|-----------|---------------------|-----------|------------------|--------------------------------|
| Australia | Wichard Pacific Pty Ltd | NSW 2044 | St Peters | 61 | 295 160 677 | info@wichard.com.au |
| Azores | Boat & Sailservice | 9500-771 | Sao Miguel | 351 | 963925707 | boatsailservice@gmx.net |
| Azores | Mid Atlantic Yacht Services | 9900-114 | Horta | 351 | 292 391 616 | mays@mail.telepac.pt |
| Belgium | Elvstrom Sails Benelux | 2000 | Antwerpen | 32 | 0 495707870 | info@elvstromsails.be |
| Belgium | Plaisance Diffusion | 1030 | Bruxelles | 32 | 0 2 216 79 34 | info@plaisance.be |
| Belgium | Technique Voile | 4432 | Alleur | 32 | 0 42 63 4041 | info@technique-voile.be |
| Belgium | West Diep Yachting Center | 8620 | Nieuwpoort | 32 | 0 58 23 40 61 | info@westdiep.com |
| Belgium | Wittevrongel Sails BV | 8370 | Blankenberge | 32 | 04 96 28 45 75 | ian@wittevrongel.be |
| Belgium | Wittevrongel Rigging | 8370 | Blankenberge | 32 | 04 96 28 45 76 | steve@wittevrongel.be |
| Brazil | Rio Sail Tech | 22290-240 | Rio de Janeiro | 55 | 254 202 33 | contato@riosailtech.com.br |
| Canada | WPG Canada | JOB 3G0 | Stoke (Québec) | 1 | 819 878 30 18 | info@wichard.ca |
| Canary islands | Nordest | 38370 | La Matanza Tenerife | 34 | 922 577 322 | nordest@nordest-canarias.com |
| Chile | Oceanic Chile | | Santiago | 562 | 244 20 20 | contacto@oceanic.cl |
| China | Sunrise Marineware Ltd | | Shenzhen | 86 | 755 866 50 101 | sales@sunrisemw.com |
| Croatia | Aspar Rigging | 51211 | Matulji | 385 | 51 343 230 | aspar-rigging@ri.t-com.hr |
| Croatia | Ramina Pomorstvo | 21000 | Split | 385 | 2139 82 33 | office@raminapomorstvo.hr |
| Denmark | PS Rigging | 6200 | Aabenraa | 45 | 31 69 31 39 | info@ps-rigging.com |
| Dutch Caribbean | Budget Marine St Martin | | Philipsburg | 1 | 5 995 443 134 | stmaarten@budgetmarine.com |
| Dutch Caribbean | FKG Marine St Martin | | Philipsburg | 599 | 544 47 33 | info@fkgmarine.com |
| Finland | Oy Maritim AB | 210 | Helsinki | 358 | 10 27 40 320 | maritim@maritim.fi |
| France | Wichard S.A.S | 63300 | Thiers | 33 | (0)4 73 51 65 00 | marine@wichard.com |
| French Polynesia | Tahiti Sport / Nauti Sport | 98713 | Papeete | 689 | 50 59 59 | tahiti.sport@tahiti-sport.pf |
| Germany | Pfeiffer Marine Gmbh | 78345 | Moss am Bondesee | 49 | 07732 9950 32 | info@pfeiffer-marine.de |
| Greece | Nautilus | 17455 | Alimos / Athens | 30 | 210 98 54 238 | info@nautilus.gr |
| Greece | A.Andreou & Co | Tk 18346 | Athens | 30 | 210 48 28 452 | info@aandreou.gr |
| Greece | Waypoint | 31100 | Lefkas | 30 | 26450 21461 | info@waypointsails.com |
| Grenada | Turbulence Ltd Grenada | | Prickly bay | 473 | 439 44 95 | info@turbulenceld.com |
| Guadeloupe | Caraiibe Greement Guadeloupe | 97110 | Pointe À Pitre | 590 | 90 82 01 | caraiibegreement@hotmail.com |
| Hong Kong | Storm Force Marine Ltd | | Wanchai | 852 | 28 660 114 | sales@stormforcemarine.com |
| Hungaria | Fuke Yachts (Hullam 04) | 8220 | Balatonalmadi | 36 | 884 328 97 | info@fukeyacht.hu |
| Ireland | Masts & Rigging Ireland Ltd | A92 TP49 | Duleek | 353 | 41 988 0389 | info@riggers.ie |
| Israel | Atlantis Marine | 63453 25 | Tel Aviv | 972 | (03) 522 7978 | atlantis@inter.net.il |
| Italy | C-Marine S.r.l | 19030 | Bocca Di Magra - Sp | 39 | 0187 67 08 28 | info@cmarine.it |
| Japan | Cosmos Marine Ltd | 556-0023 | Osaka | 81 | 665 672 397 | cosmarin@pure.ne.jp |
| Japan | Marine Services Kojima | 236-0003 | Kanagawa | 81 | 457 903 581 | toiawase@mskojima.co.jp |
| Malta | Wichard France | | | 33 | (0)6 01 22 20 50 | smotte@wichard.com |
| Martinique | Caraiibe Marine | 97290 | Le Marin | 596 | 74 80 33 | cgmar@wanadoo.fr |
| Netherlands | Masterspars | 1693 BN | Wervershoof | 31 | (0)610627948 | sales@masterspars.com |
| New Caledonia | Marine Corail | 98800 | Nouméa | 687 | 27 58 48 | info@marine-corail.nc |
| New Caledonia | Pacific Accastillage | 98845 | Nouméa | 687 | 78 78 46 | pacificaccastillage@gmail.com |
| New Zealand | Kiwi Yachting | 90114 | Auckland | 64 | 9 36 00 30 0 | sales@kiwiyachting.co.nz |
| Norway | Hovdan-Poly | 668 | Oslo | 47 | 23 14 12 60 | post@hovdan.no |
| Poland | Majer Na Fali | 01-971 | Varsovie | 48 | 533 655 095 | office@majernafali.pl |
| Portugal | Lisnautica Lda | 1300-340 | Lisbon | 351 | 21 36 39 084 | lisnautica@gmail.com |
| Portugal | Just Boats Lda | 8100-263 | Loule | 351 | 281 971 179 | info@just-boats.net |
| Portugal | Blaus 3 Sailing Services | 8100-068 | Boliquime | 351 | 916 267 103 | info@blaus.pt |
| Réunion Island | La voilerie du port | 97420 | Le Port | 33 | (0)6 92 21 76 69 | voilerieduport@hotmail.com |
| Russia | Fordewind-Regatta | 197110 | Saint Petersburg | 7 | 8 123 201 853 | info@fordewind.spb.ru |
| Saint Martin | Yacht Rigging St Martin | 97150 | Saint Martin | 590 | 29 52 52 | mustyachtrigging@domaccess.com |
| Singapore | Intermarine Supply | 639078 | Jurong | 65 | 686 33 966 | ropes@intermarine.com.sg |
| Slovenia | Skipper Portoroz | 6320 | Portoroz | 386 | 5 67 770 11 | skipper@siol.net |
| South Africa | Zenith International | 7435 | Cape Town | 27 | 215 553 470 | profurl@mweb.co.za |
| Spain | YangBela Technic Sail S.L. | 20280 | Hondarribia | 34 | 9 436 44 459 | edouardo@yangbela.com |
| Sweden | Liros Skandinav AB | 42750 | Bilidal | 46 | 3191 52 00 | info@lirosropes.se |
| Switzerland | Megroz Voiles | 1070 | Puidoux | 41 | 21 946 49 49 | pm@fragniere-megroz.ch |
| Switzerland | MW Matelotage | 1252 | Meinier | 41 | 79 203 41 11 | denis.menetrey@mwmatelotage.ch |
| Taiwan | Storm Force Marine Ltd | | Wanchai | 852 | 28 660 114 | sales@stormforcemarine.com |
| Thailand | Storm Force Marine Ltd | | Wanchai | 852 | 28 660 114 | sales@stormforcemarine.com |
| Trinidad and Tobago | Budget Marine Trinidad Ltd | | Chaguaramas | 1 | 868-634-2006 | trinidad@budgetmarine.com |
| Turkey | Prima Deniz | 34728 | Istanbul | 90 | 216352240 | kayayelken@superonline.com |
| United Kingdom | Proboat Ltd | CMO 8TE | Burnham-On-Crouch | 44 | 1 621 78 54 55 | sales@proboat.co.uk |
| Uruguay | Kraen Sa | 70.000 | Colonia | 598 | 52-23814 | kraen@adinet.com.uy |
| USA | Wichard, Inc. | NC 28206 | Charlotte | 1 | 4 016 835 055 | usales@wichard.com |

They sail with Profurl !



Boreal - 47.2



Exploration around the world
Maewan Adventure Base



Pierre Leboucher -
Figaro 3



J80 Class

WICHARD S.A.S
1, ZI de Felet - CS 50085
63307 Thiers Cedex
France
Tel +33 (0)4 73 51 65 00
Fax +33 (0)4 73 80 62 81
E-mail : marine@wichard.c

**Hotline / Technical Support /
After sales service**
Z.A Pornichet Atlantique
16 av du Gulf Stream
44380 Pornichet - France
Tel +33 (0)2 51 76 00 35
Fax +33 (0)2 40 01 40 43
E-mail : hotline@wichard.com

WICHARD, Inc.
North America
3901 Pine Grove Circle
Charlotte, NC 28206
Tel: +1 (401) 683-5055
Fax: +1 (802) 655-4689
E-mail: usasales@wichard.com

WICHARD Pacific Pty Ltd
PO Box 104 St Peters
NSW 2044
Australia
Phone: +61 2 9516 0677
Fax: +61 2 9516 0688
E-mail: info@wichard.com.au